

Annual 2013

The following represents an assessment of the weather experienced across the UK during 2013 and how it compares with the 1981 to 2010 average.

The annual statistics for 2013 are generally near average and unremarkable. However, there were some significant weather events through the year. A late winter and exceptionally cold spring, with unseasonably late snowfalls, lead into a warm and sunny summer. October and December saw Atlantic storms that brought rain and at times very high winds, causing widespread disruption.

The UK mean temperature of 8.8 °C was 0.1 °C below the 1981-2010 average. This is identical to the 2012 value. March was the equal second coldest March for the UK on record. Both March and spring overall were the coldest since 1962. In contrast July was the third warmest in the series and it was the warmest summer since 2006. The July heat-wave was in marked contrast to the run of recent poor summers from 2007 to 2012.

The UK annual rainfall total was 1091 mm (95% of average), drier than average but not exceptionally so. May, October, and December were the only months to record above average rainfall for the UK. In both October and December, some parts of the UK received over twice the normal amount of rainfall for the month. December was the wettest *any* calendar month on record in Scotland in a series from 1910.

Overall it was a sunnier than average year (104 %), but again not exceptionally so. It was the sunniest July since 2006 and the third sunniest July in the series from 1929.

UK statistical summary

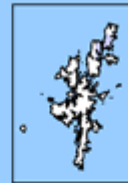
UK statistical summary

Mean temperature	Rainfall	Sunshine
The mean value is 8.8 °C, which is 0.1 °C below the 1981-2010 average.	The total is 1091 mm, which is 95% of the 1981-2010 average.	The total is 1421 hours, which is 104% of the 1981-2010 average.

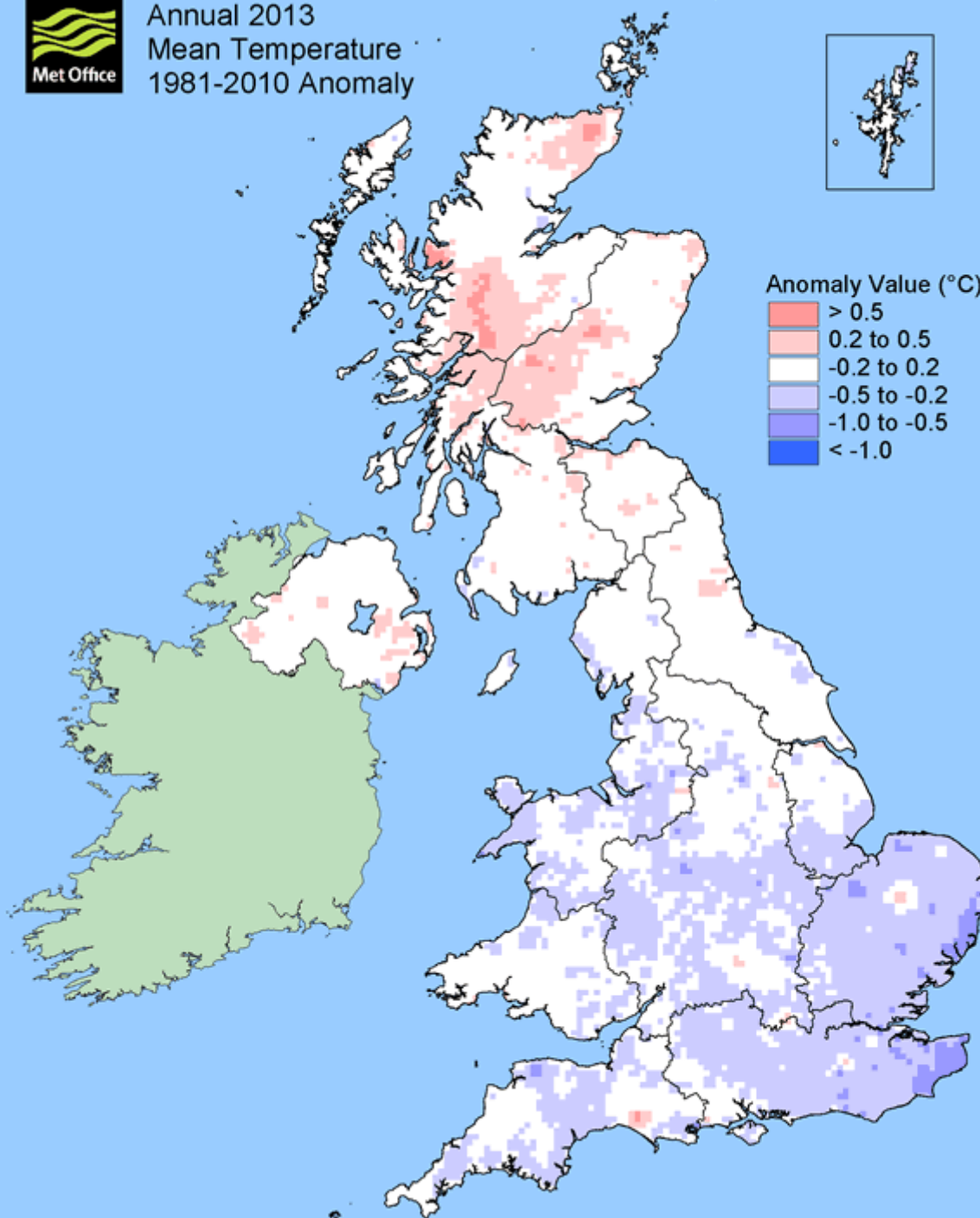
Last updated: 25 April 2014



Annual 2013
Mean Temperature
1981-2010 Anomaly

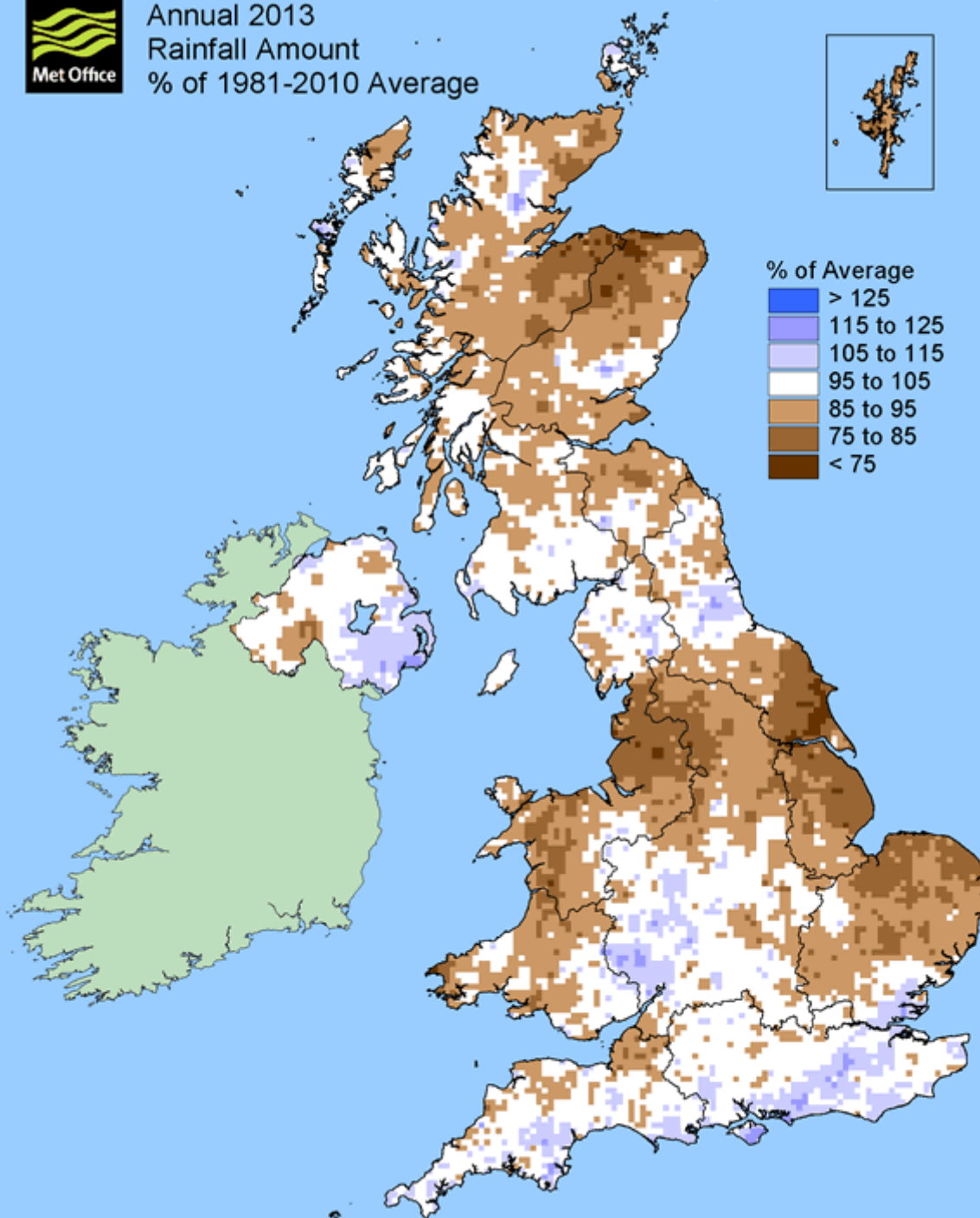
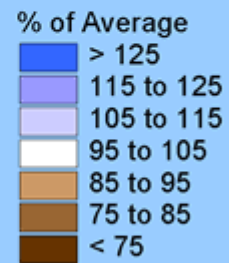
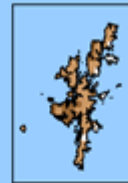


Anomaly Value (°C)



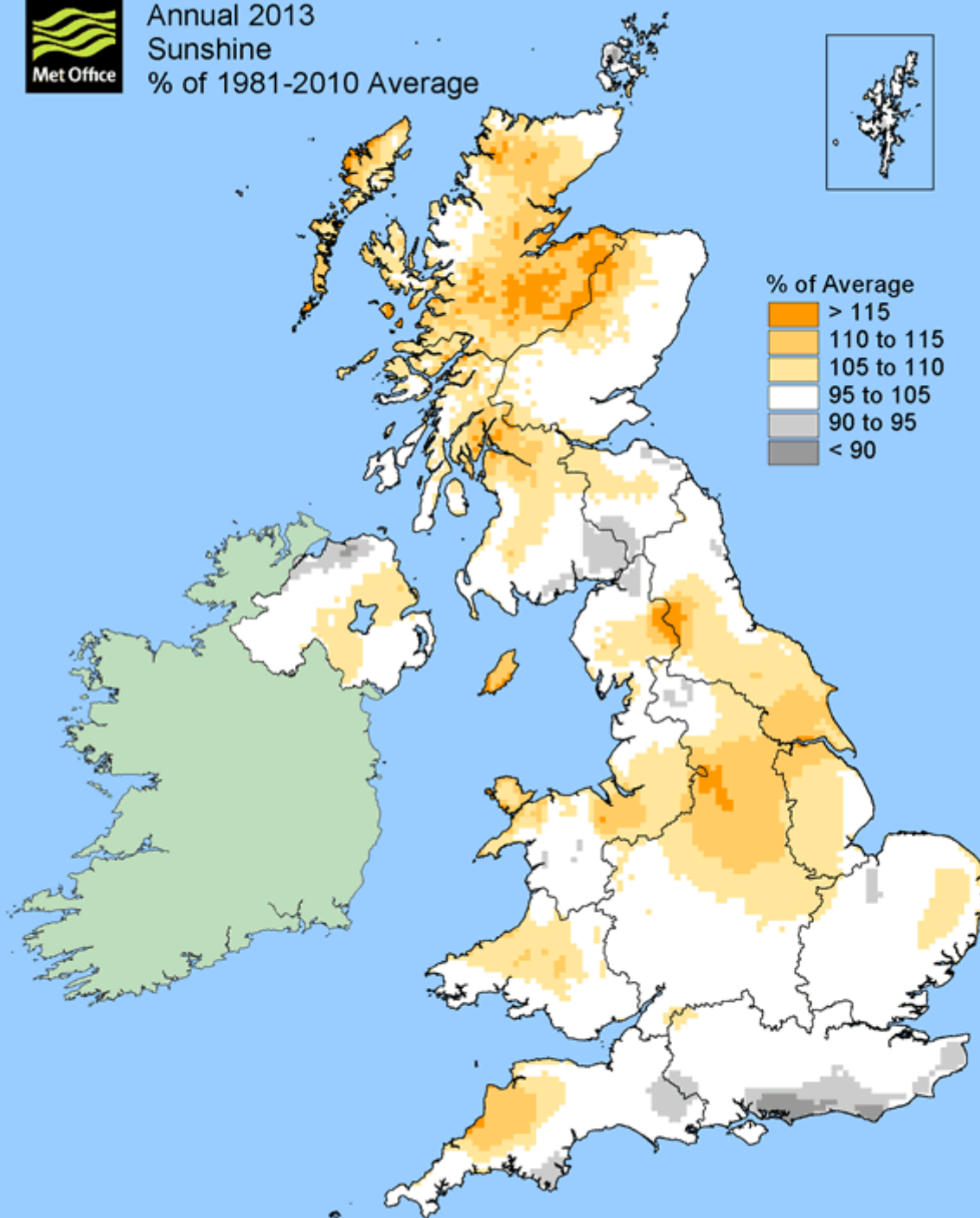
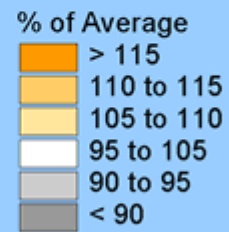
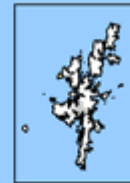


Annual 2013
Rainfall Amount
% of 1981-2010 Average





Annual 2013
Sunshine
% of 1981-2010 Average



© Crown copyright