

AIR MINISTRY.

METEOROLOGICAL OFFICE. GEOPHYSICAL MEMOIRS, No. 16.

AIDS TO FORECASTING:
TYPES OF PRESSURE DISTRIBUTION.

WITH NOTES AND TABLES FOR THE
FOURTEEN YEARS 1905-1918.

BY
E. GOLD, F.R.S.

Published by the Authority of the Meteorological Committee.



LONDON

To be purchased from

THE METEOROLOGICAL OFFICE, AIR MINISTRY, KINGSWAY, LONDON, W.C.2, OR EXHIBITION ROAD, LONDON, S.W.7
1920.

Price 2s. 6d. Net.

TABLE OF CONTENTS.

INTRODUCTION	PAGE
	149
Table 1. Type of the Morning Weather Chart on each Day in each Month for the Years 1905-18 .	151
II. Days in each Month on which each Type occurred during the Years 1905-18 . .	157
III. Type Frequencies. Totals for 14 Years . .	169
Notes on the Types	169

ILLUSTRATIONS.

Plates I.-VII. Charts of Typical Pressure Distributions	PAGE
	150

TYPES OF PRESSURE DISTRIBUTION.

AND A

CLASSIFICATION ACCORDING TO THE TYPE OF THE CHARTS FOR 1905-1918.

At the present stage of the science and practice of forecasting, the forecaster who is confronted with a meteorological situation which is at all doubtful feels the need for reference to some previous situations of a similar character, so that he may see what developments occurred. This is especially the case when he has to give an opinion in connection with military operations. He knows his responsibility is great: he knows that an indefinite opinion is unsatisfactory, but he cannot give a definite one unless he knows that his experience and meteorological knowledge justify it.

The same may be said of the forecaster who is asked to give an opinion about the weather for a longer time ahead than that covered by the forecasts normally issued.

Experience is very largely conscious, or subconscious, memory of types or of decisive factors in the chart; and to a certain degree the value of experience increases with its length; but it is not possible for every forecaster to have had long experience, and, even if it were, the human mind is limited and retains by no means all the impressions which the daily charts produce upon it.

Some classification, therefore, of the charts for preceding years is practically essential, both for the forecaster who is learning his job and for the experienced forecaster who wishes to make progress in accuracy and in the length of time to which his forecasts can extend.

Whenever one comes to the practical task of classifying the various charts one is met with the difficulty of choosing suitable types. At the first attempt at solving this problem an arrangement according to the general direction of the isobars was made, and types West, SW., and South, etc. were chosen. This method, however, proved to be unsatisfactory, and in the end fifteen types and sub-types shown in the diagrams were selected. The charts for fourteen years, 1905-1918, have been analysed by months according to these types. The analysis has been made by officers and men of the Meteorological Section, R.E., at Montreuil, at the end of 1918 and beginning of 1919.

The results of the analysis are shown in the Tables I. and II. Naturally this classification is only a first step: it takes account simply of the general features of the pressure distribution. On the whole, this may be said also to take account of the wind distribution, but it takes no account of what is next in importance, isallobaric distribution, *i.e.* nature of the changes of pressure which are in progress. Nor does it take account of the distribution of temperature and weather. Unfortunately, charts showing

the isallobaric distribution are not available at present, but it is very desirable that they should be drawn and that the types of pressure distribution should be sub-divided into types, with perhaps four representative isallobaric distributions.

The general principle which has been used in selecting the types illustrated below is to regard the position of the anticyclone as the dominating feature. The charts start with the anticyclone to the SW., then go on, with the anticyclone moving Eastwards, until it is South of the area concerned; then to SE., then East, then NE., then North, then NW., and so on.

A few additional charts of a special character have also been added, such as the indefinite area of low or high pressure, the trough, the dumb-bell depression, and the depression or the anticyclone centrally situated. The types were selected primarily with reference to the weather of the SE. of England and NE. of France.

The first set of tables gives for each month the type to which the morning chart of each day most nearly corresponds. The second set of tables shows for each type the days in each month of each year when that type occurred.

The second set of tables is intended for actual daily use. The forecaster, having drawn his chart, decides to which type it most nearly corresponds, and looks up the dates in the corresponding month on which this type previously occurred. He then turns up the charts for those days, sees how they developed, and notes any outstanding features in which particular charts have affinity with the chart for the day with which he is dealing.

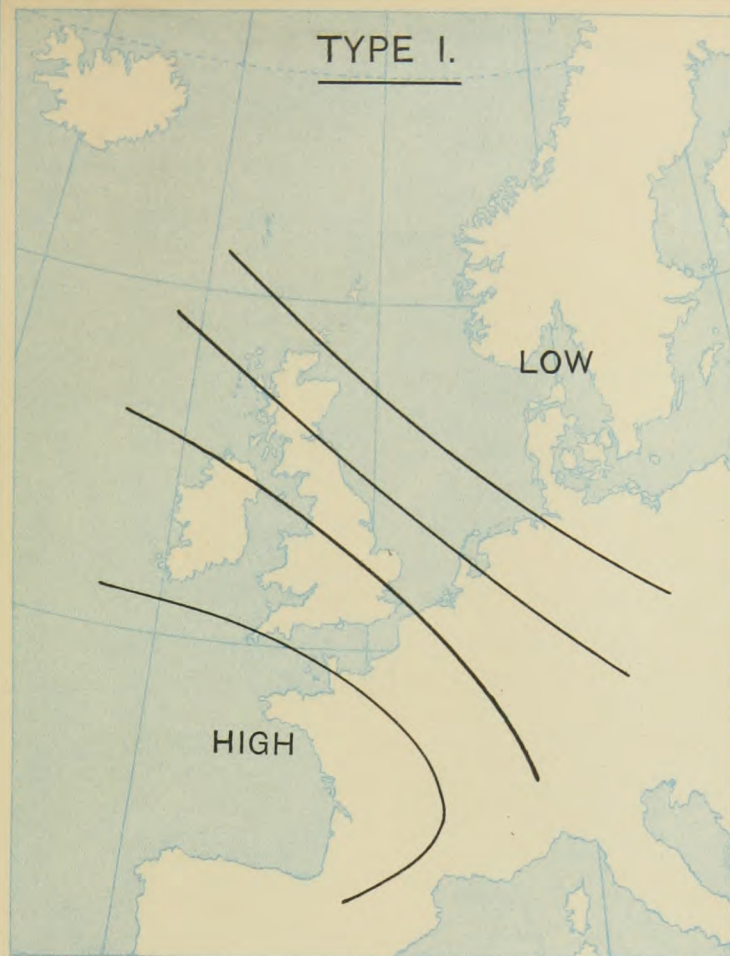
In many cases his examination of the charts will enable him to say with a fair degree of confidence what change will occur in the chart during the succeeding twenty-four hours.

Naturally, to make a good forecast for a particular locality the weather of that locality must be known for the previous occasions similar, as regards distribution of pressure, to the occasion with which the forecaster is dealing. Thus a local forecaster ought to have a set of synoptic charts, interleaved, with particulars of the weather for his locality written in, so that he may see what weather actually prevailed on the occasions which he is using for reference. The particulars should include tables of the values of the principal meteorological elements for different places and times during the twenty-four hours, and a brief plain language summary of the conditions over the area. It is not possible to obtain these particulars in sufficient detail for past years, though much information could be furnished from the monthly returns and weather diaries of climatological stations in the British Isles.

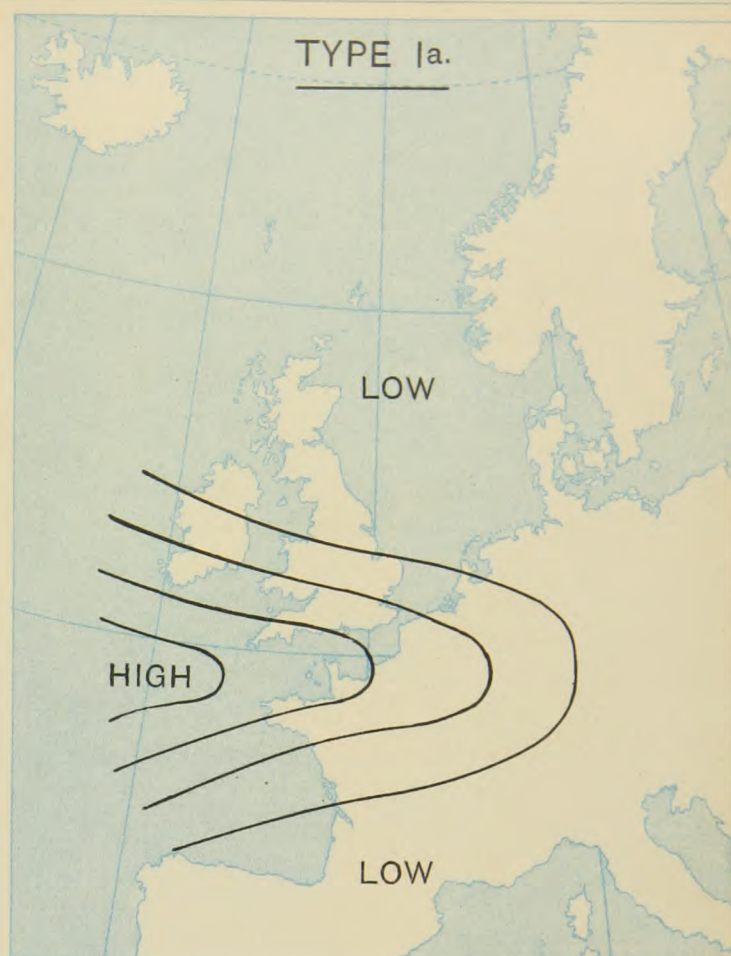
The primary purpose of such an arrangement of information is to assist in day to day forecasting; but the results could be usefully employed in summarising and discussing from the statistical standpoint the weather associated with the different types. Such a programme is no new idea in meteorology: Sir Napier Shaw drew attention to the need for it fifteen years ago, and summarised the climatological information for different types for certain districts; and one of the first things which I asked Capt. D. Brunt to tackle, on his arrival in France in June 1916, was the question of the relation between the amount of low cloud in Flanders at different times of day and the general direction of the wind: data for a full discussion were not available, but the inquiry showed clearly the reduction of cloud amount towards evening with the Westerly type.

Many charts, naturally, do not fit any of the types exactly; and in some cases

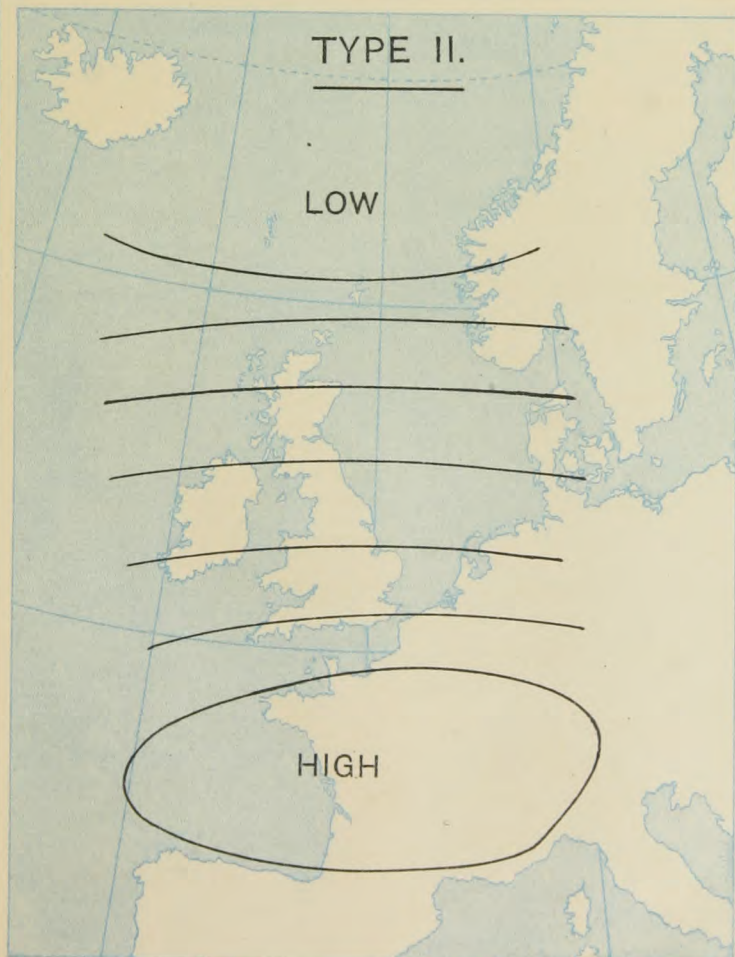
TYPE I.



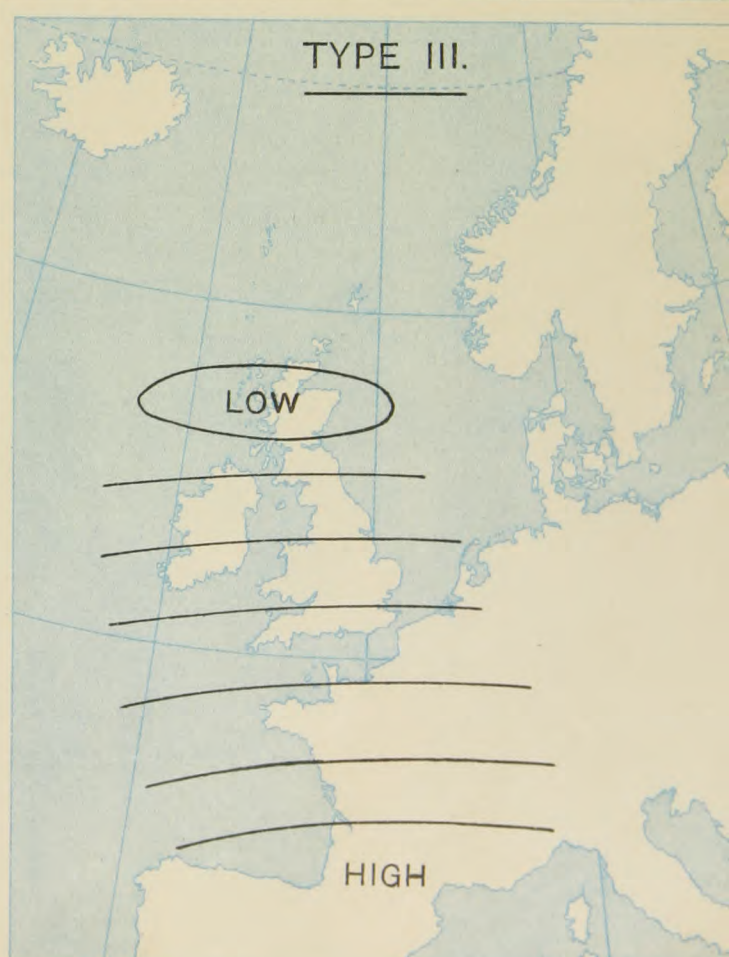
TYPE Ia.



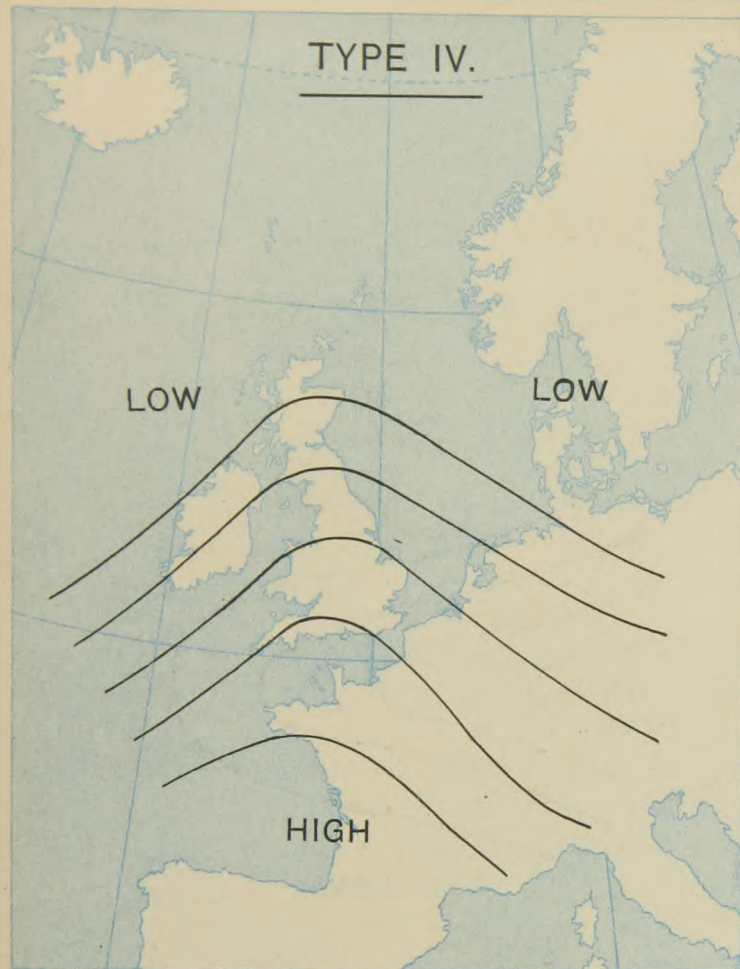
TYPE II.



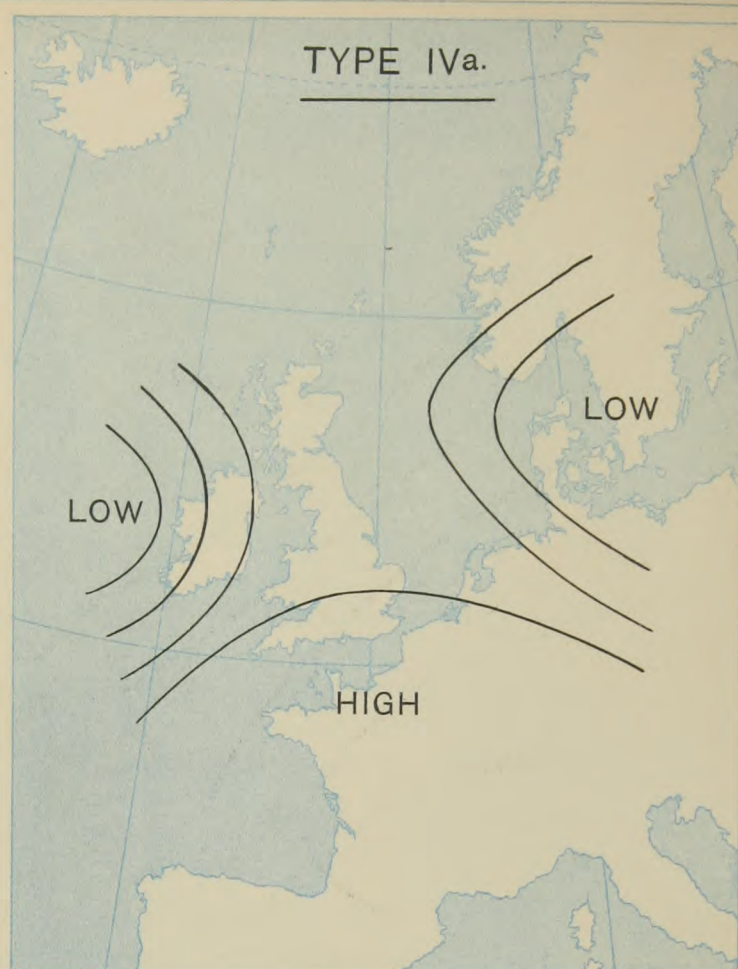
TYPE III.



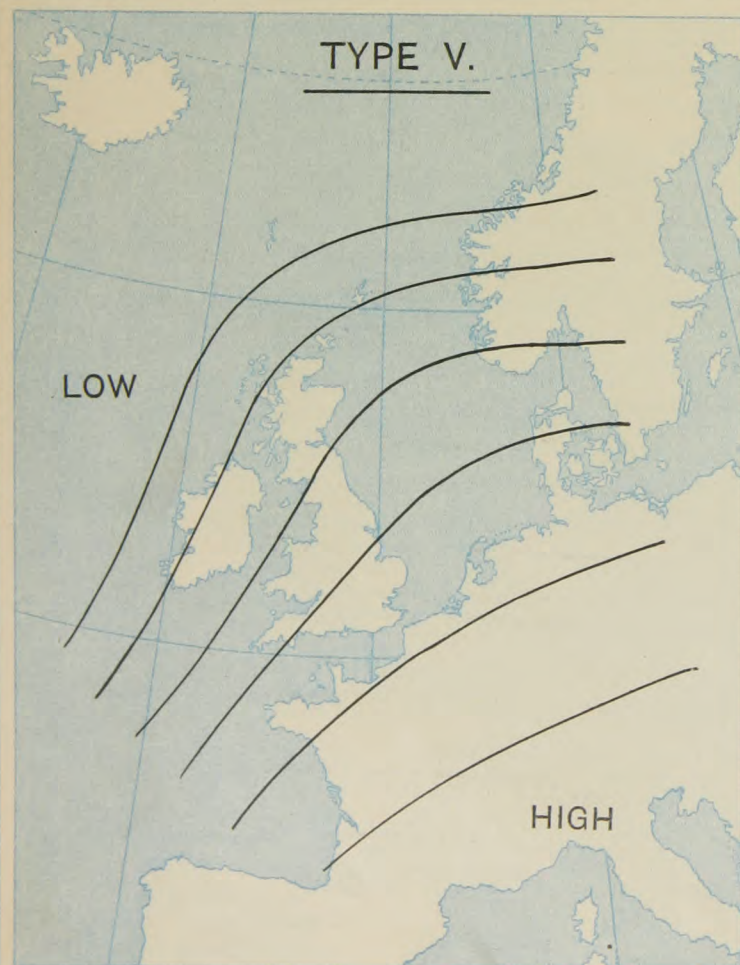
TYPE IV.




TYPE IVa.

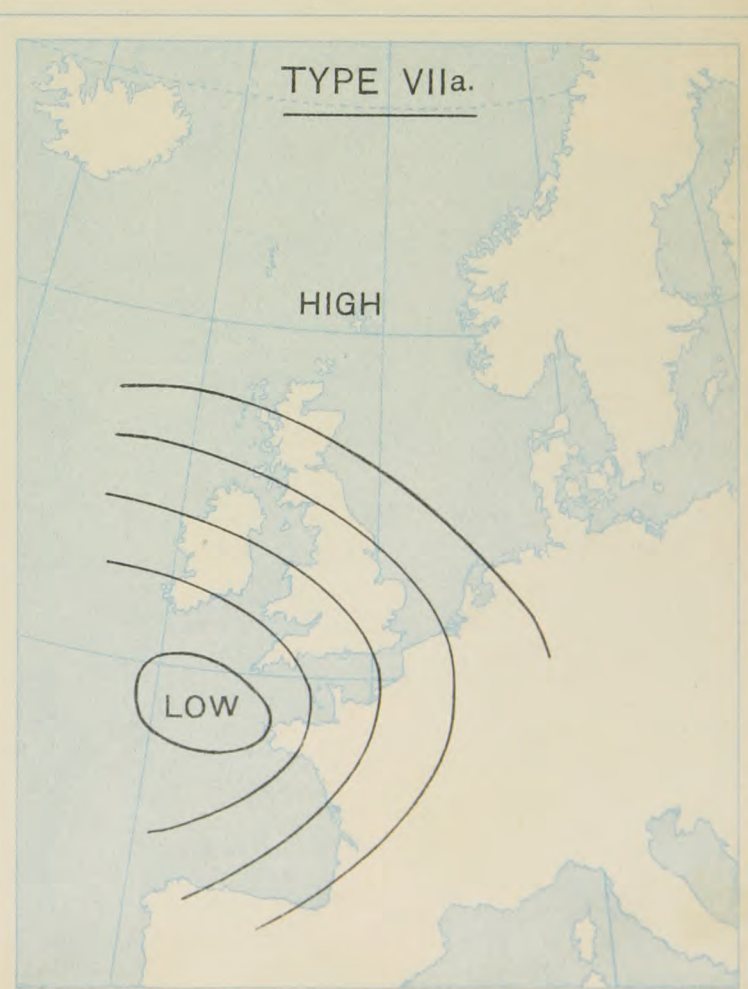
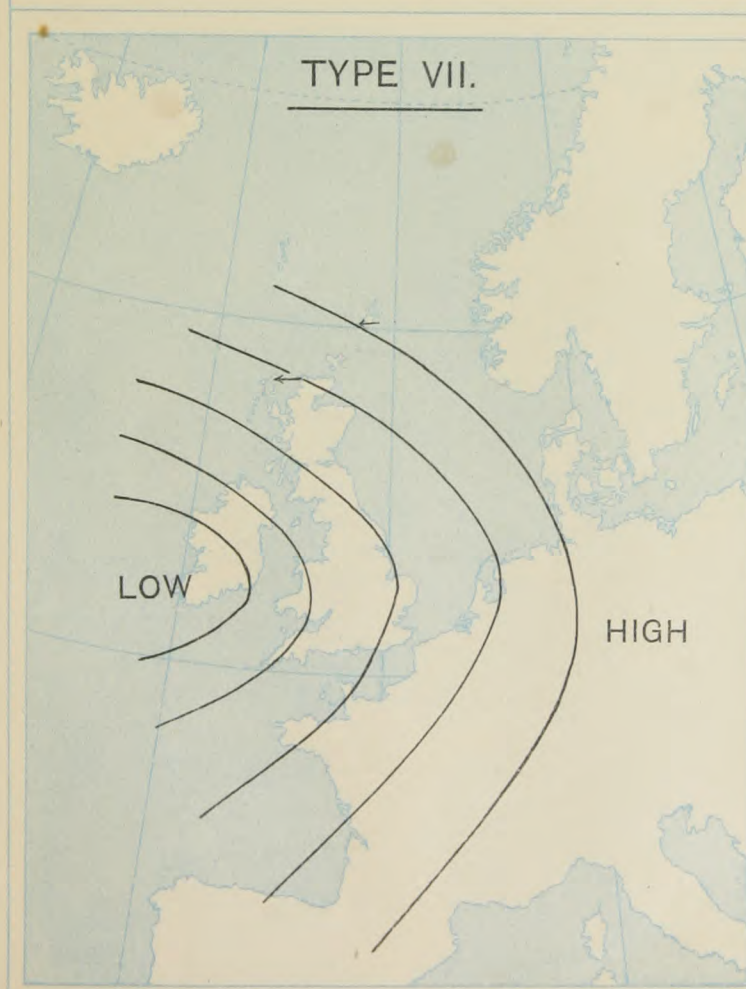
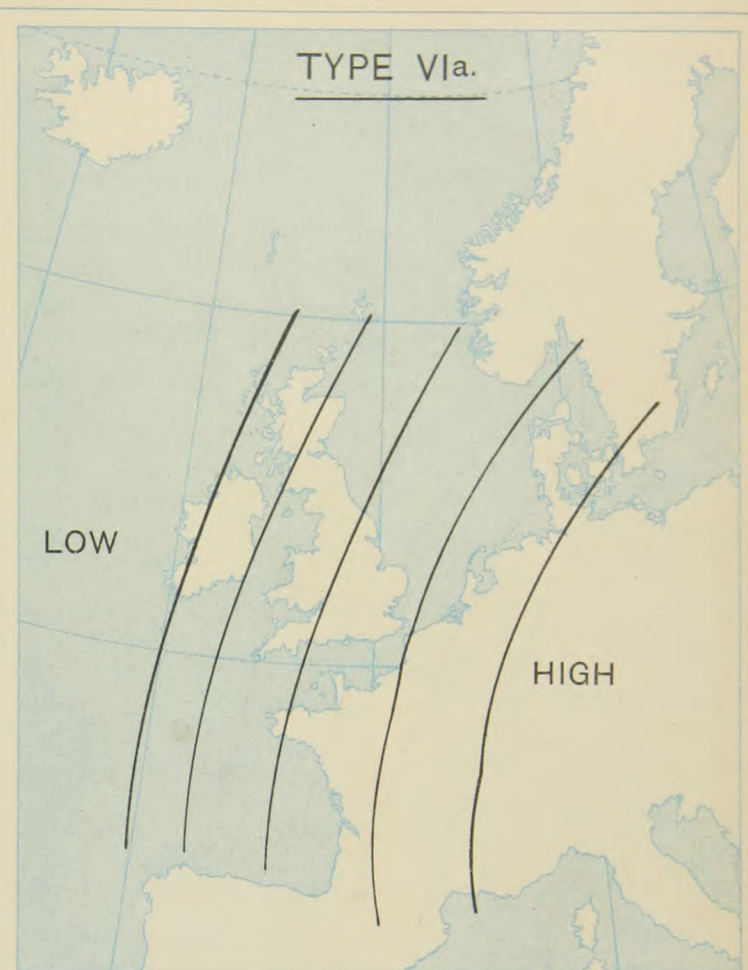
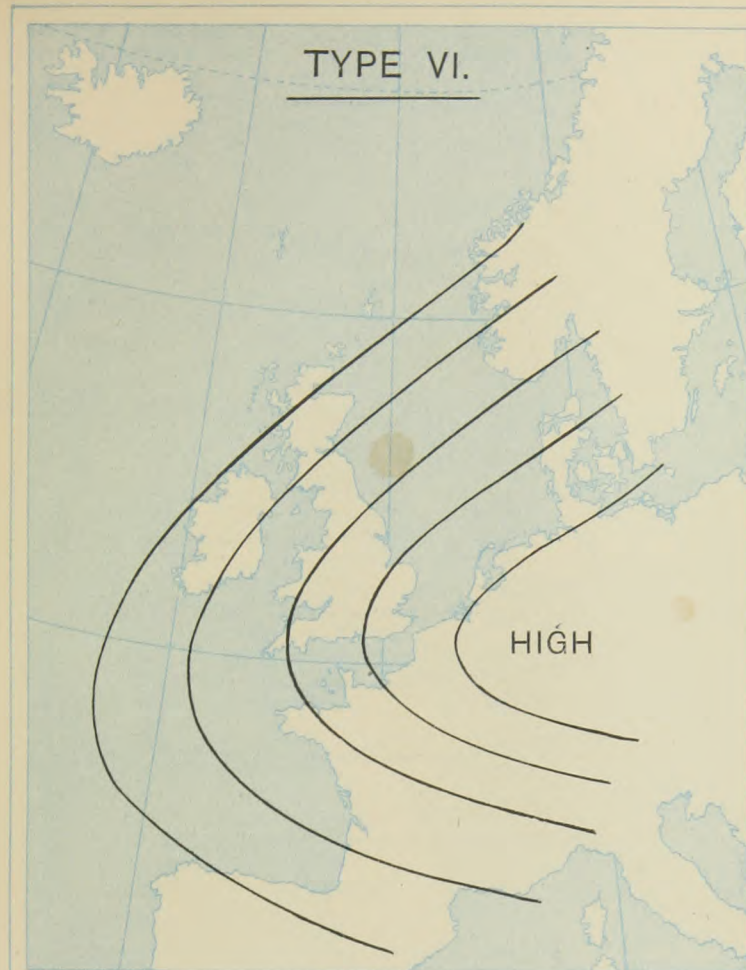


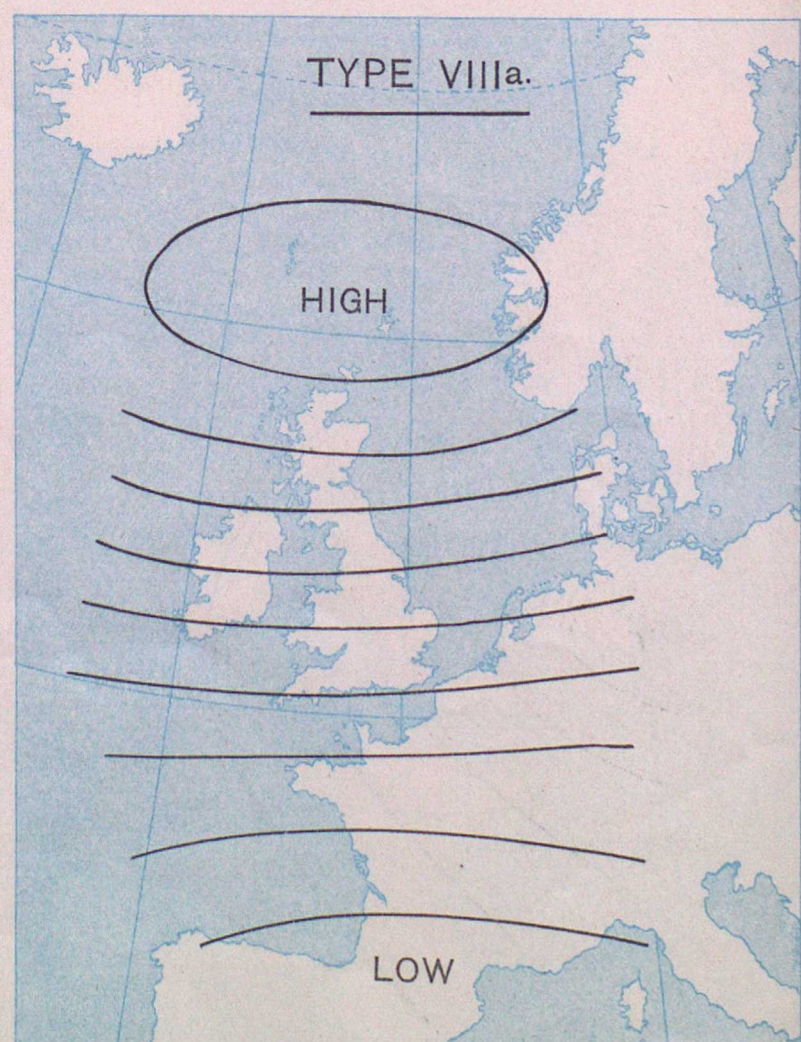
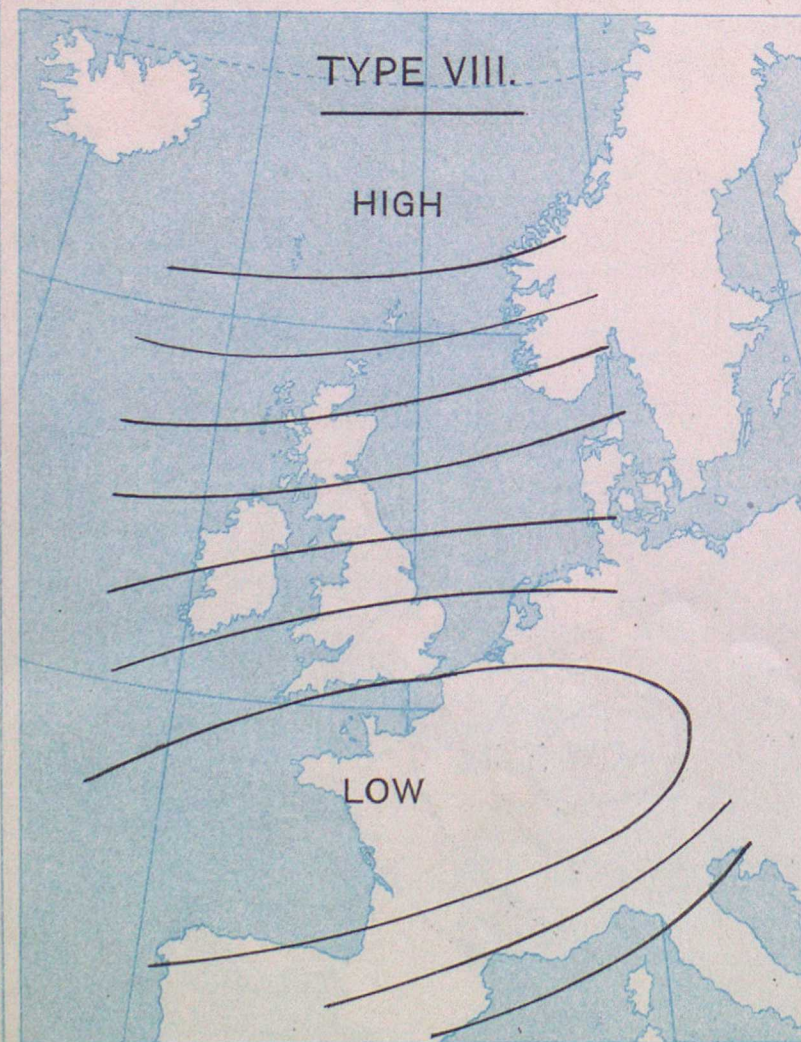

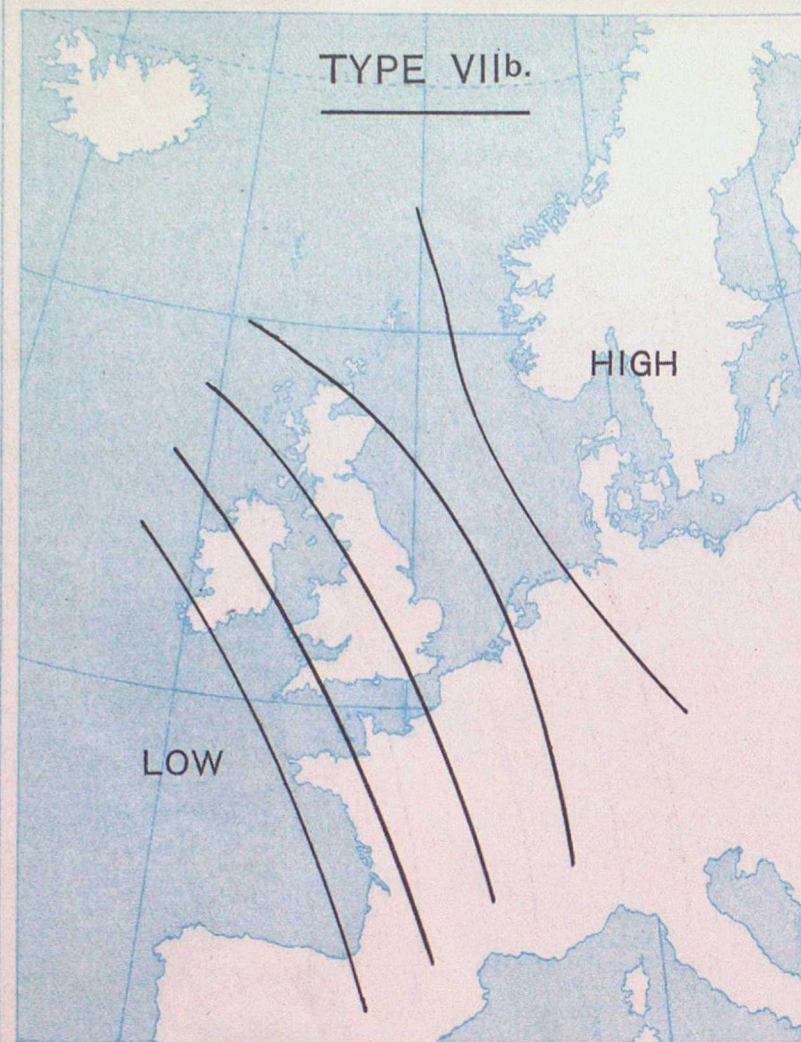
TYPE V.

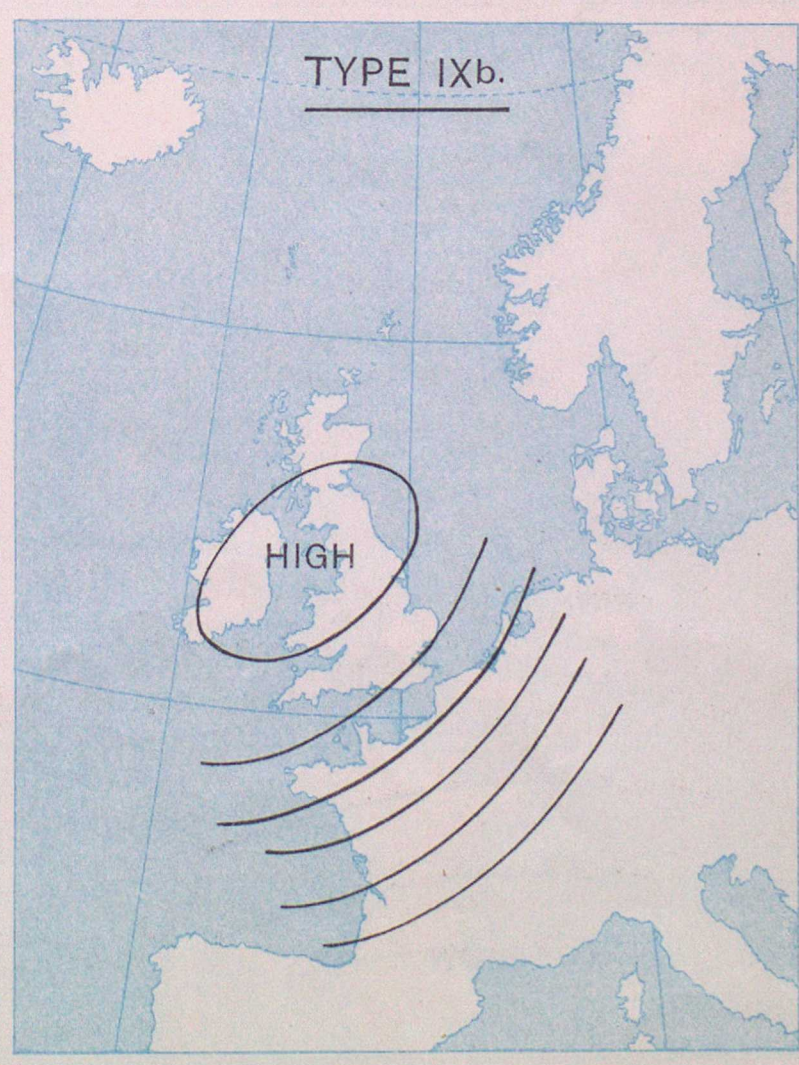
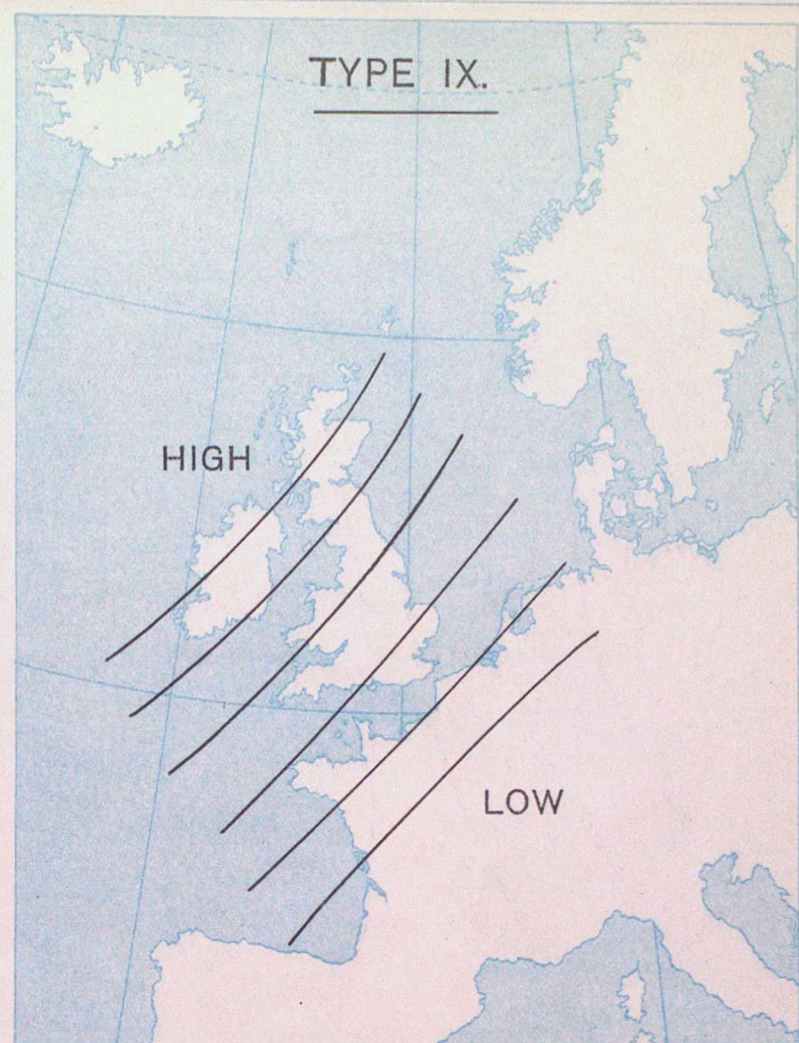


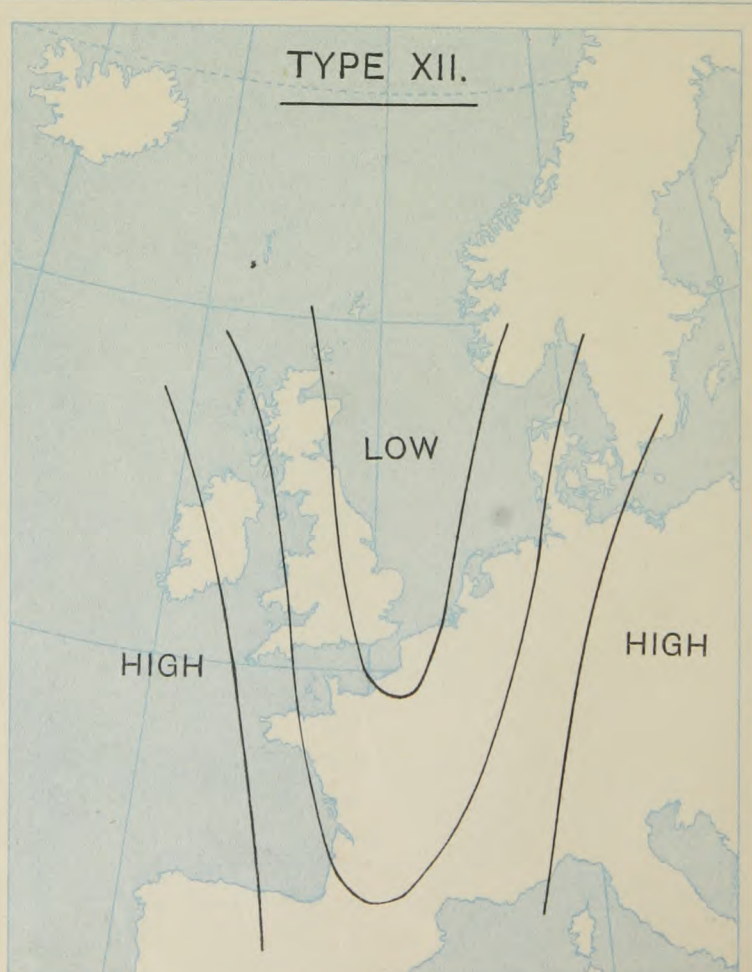
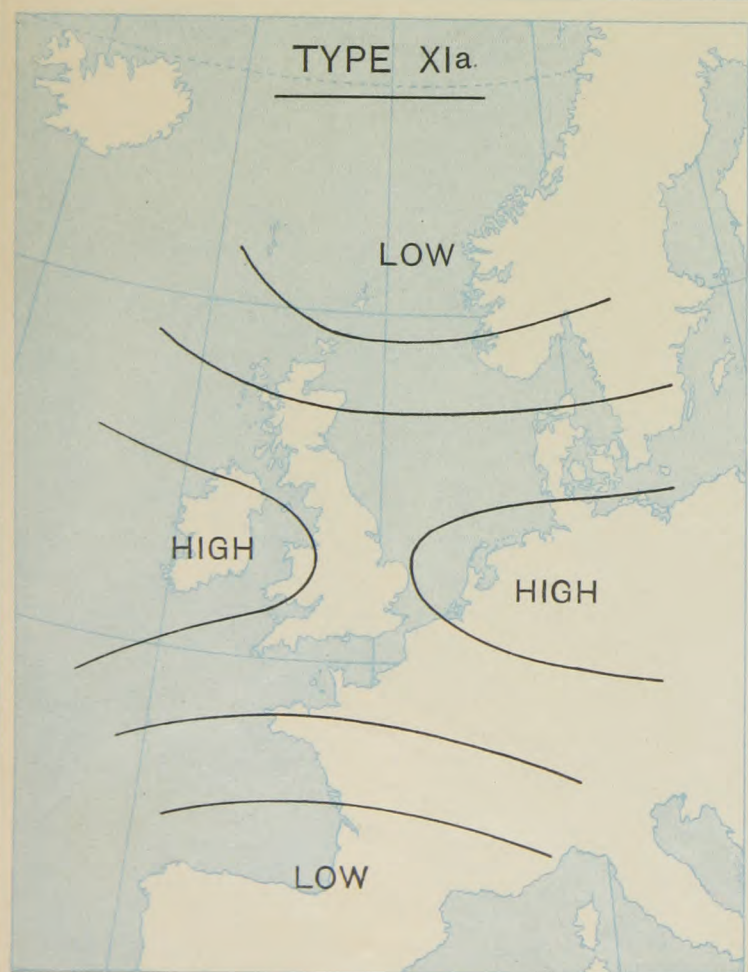
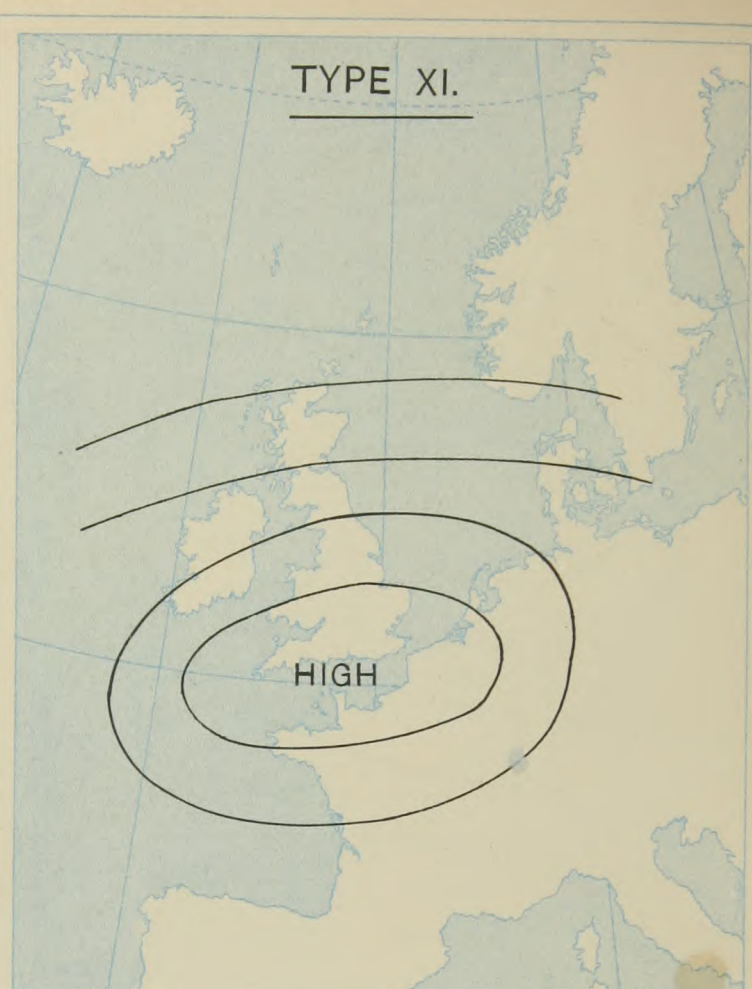
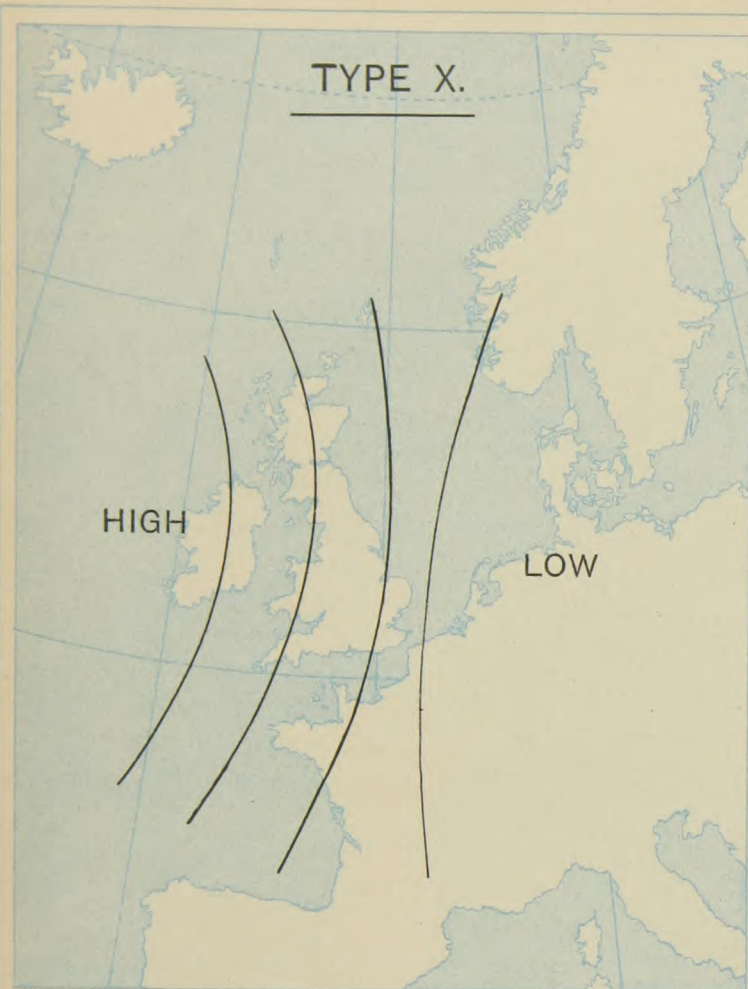
TYPE Va.



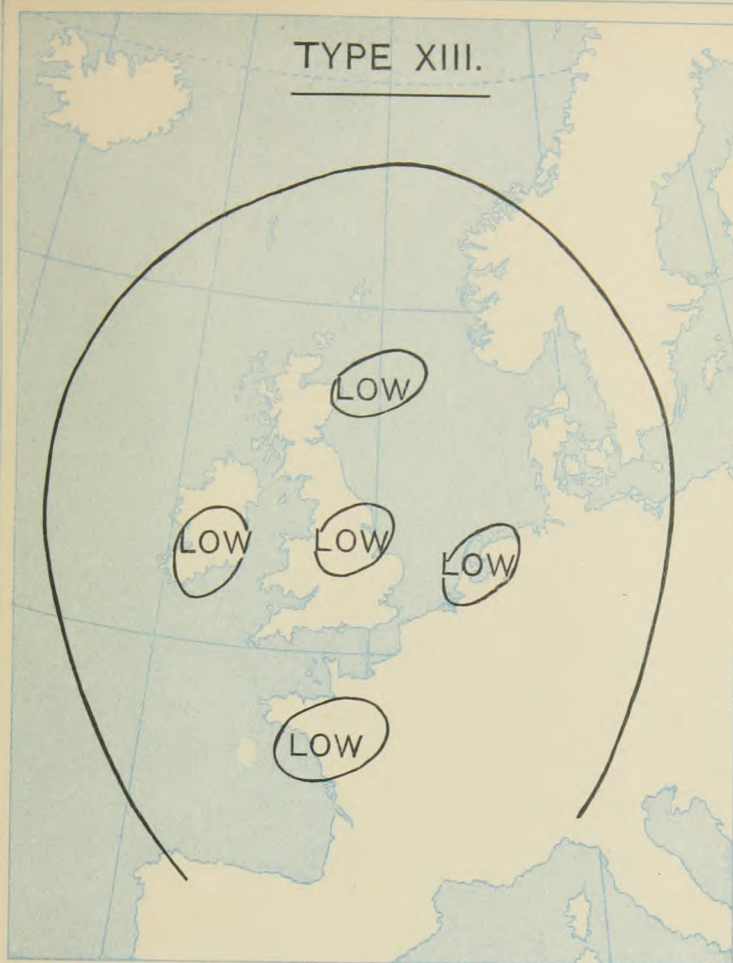




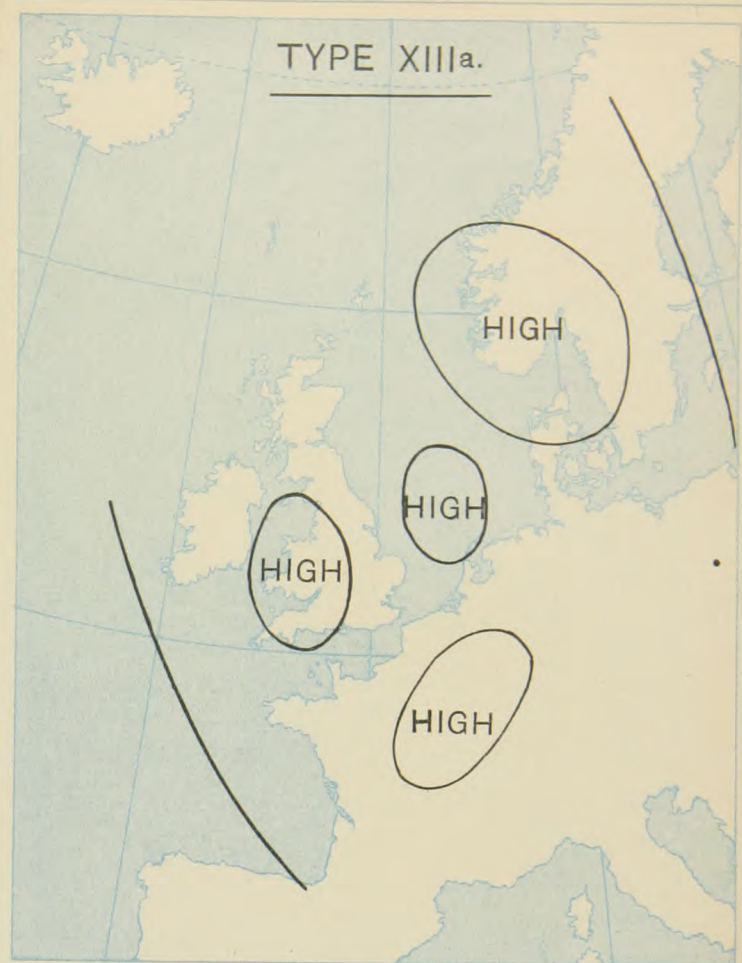




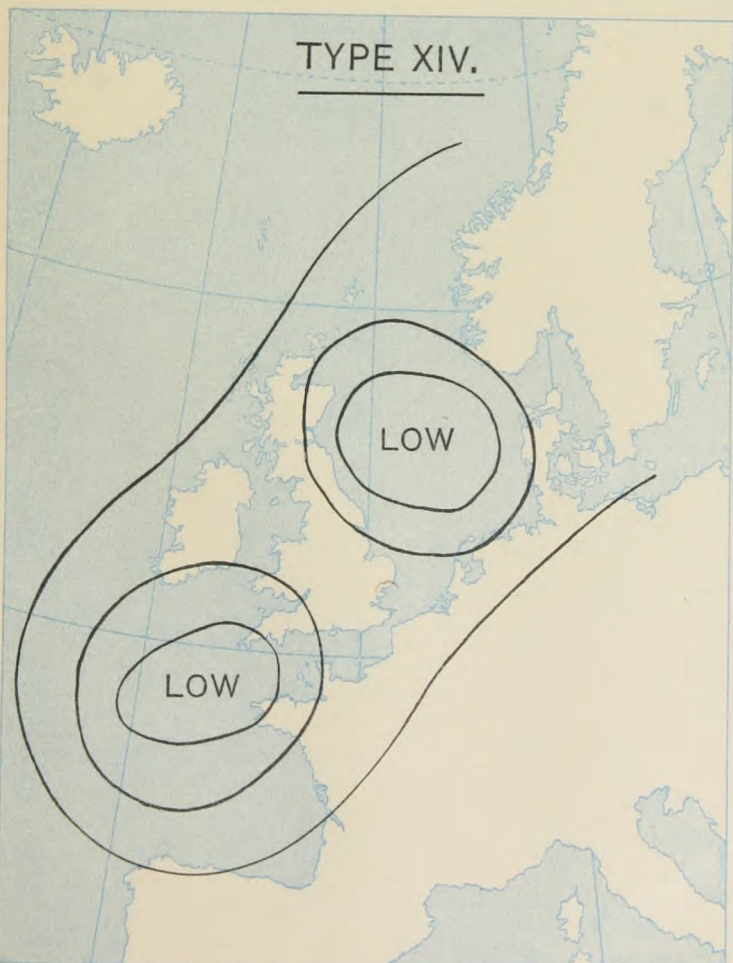
TYPE XIII.



TYPE XIIIa.



TYPE XIV.



TYPE XV.



TABLE I.—JANUARY.

Date.	1905.	1906.	1907.	1908.	1909.	1910.	1911.	1912.	1913.	1914.	1915.	1916.	1917.	1918.
1	VIIc	VIA	III or VA	VIIc or VIIb	V or VIA	IV	I	XI	V	XI	VII	VIA	II or I	IX
2	II	VIA	III or XV	VIIIA or VIIb	VI	II	X	II	V	I	VII	IV	I	X
3	II	VIA	I or XV	XIA	II	II	VIIc	I	VA	XI or IV	VIIb	II	II or IV	X or IX
4	II or IV	VIA	I	XIA	VI	XI or IV	VIIc	I or IA	VA	II	III or XV	V	I	IA
5	I	III	II	XIA	II	XI or V	VIIc	III	VA	XV	IV	II	I or IV	XIA
6	I	XV	I or II	II	II	XI	XII	IV	V	I	III	II or IV	XII	V
7	I	IV	II	IV	IA	VI	XII or VA	IXA	VIA	IV	III or VII	II	II	XV
8	II or VIA	XIV	II	XV	I	V	VA	IV	VIA	V	III or IV	I	XV	X
9	II	IV or VII	II	XV	X or IA	V	II	VII	VIIb	VIIc	I or XV	I or IV	X or XV	I
10	I	III	II or IV	VIIb	II or IA	II	I	VII	VIIb	VIA	IV	I or II	IA or XIA	I
11	II	II	I or IA	VI	II	II	III	VIA	VIIb	VIA or VIIc	III	I	XII	I
12	I or II	II or VA	VI	VI	I	III	X	VIA	VIIc	VI	I	II or IV	XII	IV
13	I	II or VA	II	VIA	IV	IV	IX	VA	VII	IXB	III or VII	I	XV	I
14	VIA	II	II	VIA	III	VA	XIA	VA	VII or XIV	VIIb	V	IV or I	IXA	IV
15	VIA	VA or VIA	II	V	II	IV or II	IXB	VII or VIIb	VII	VIIb	III	II	XIA or XIIA	XV
16	VIA	VIA	II	VIA	II	VA	XIA	VIIb	VII	IXB	I	IV or V	XIA	XV
17	VII or VIIb	II or VA	IXB	VIA	V	II	VI	VIIb	XIV or VII	VIIA	X	V	VIII	IV or V
18	XIA or VIIc	IV or V	XI	II	VIA	II	XI	VIA	IV	IXB	X	VA	VIIc	XIV
19	VIIc	X	VIA	IV or VIA	XIA	I	XI	VIIb	IV or XV	VI or VIIb	IA or II	VA	VIIc	IVA
20	VIA	I	XI or VIA	I	XIA	I	VIIb	VIA	XV	VI or VIIb	II or VA	II	VIIc	VIA
21	VIIb	X	XIA	VI	VI	I or X	II	VIA	XV	IV or VIIb	III	II	VIIc	VIA
22	VI	IXB	XIA	VI	VI	X	XIV	IV	IVA	VIA or VIIb	X or IXA	II	VIIb	VII
23	VIA	XI	VI	VI	VI	IV	VI	XIA or VIII	III	VIA	IXA	IV or V	VIIA	VII
24	V	XI	VI	VI	VI	XV	VI	VII	VII	VIA	IA or IV	II	VIIA or VIIb	V
25	I or II	II or VIA	XIA	II	VIA	XV	II	XIII	XV	V	IXB	II	VIIb	V
26	IXB	I or II	X	II	VIA	IV	II	VIII	IXB or IV	II	IV	II	VIIb	V
27	XI or II	II	IA	II	VIA	XIII	II	VIIb	VIIb or VIA	I or IV	VIIb	IV	VIIb	V or VIA
28	I	II	II	II or I	VI	XV	IV or XI	VIIb	VII	II	IXB	VIA	VIIb	V or VIA
29	I	II or III	I	X	II	XV	VIA	IXB	VIA or VIIb	II	IXB or X	VIA	VIIA	V
30	I	X	IA	IA	X	I	VIIc	VIIb	VA	II or V	XI	VIA	VIIA	V or VIA
31	I	I or IV	X	I	I	V	VIIA or VIIA	I	VA	V	III	VIA	IX	VIA

FEBRUARY.

Date.	1905.	1906.	1907.	1908.	1909.	1910.	1911.	1912.	1913.	1914.	1915.	1916.	1917.	1918.
1	I	II	IXB	I	I	VA	VIIb	VIIA	VA	V	II	VI	XIA orien	VA or VIA
2	I	II or I	XI	X	IA	VA	VIIb	IX	IV	V	VA	XII	XIA or	VA or
3	I	I	VI	II	IA	XII	VIIb	IX	II	V	V	V	XII	VIA
4	II	X	XIA	X	I	XIII or	IX or	VIIb	II	V	V or VIA	VA	XIA	VA
5	II	XIA orien	XIA	XI or IA	I	II	VIIb	VIIb	V	VIA	VIIb	XII	IXA orien	VA
6	II	XIA	VI	XI	I	I	VIIb	VIIb	V	VIA	VIIA	VA	VIIb	VA
7	II	XIA orien	VIA	XI	XI	II	X	VIIb	VA	VIA	VIIb	VA	VIIb	IV
8	V	IA	VIA	I	VI	I	IXB	VIIb	II	VA	III	II	XI or	IV or V
9	VI	VA	VA	I	VA	I	VI	VII	VA	IV orien	VII	III	VIIb	VA
10	II	VII or IV	VA	II	XV	VA	VA	VII	V	VA	VII	IV	VIIb	II
11	I or X	XV	XII	II	VIII	VA	XII	VIIA	VI	VA	VII	XIV	X	II
12	I or X	XII	XIV	VI	VIIA	IV	XIA or VA orien	VIIA	VIIb	VA	XIV	IVA	VIIb	IV
13	IA or II	X or VIA	X	V	VIIb	VA	XI	XV	XI	VA	VIIA	II	VIIb	XII
14	IA	XIA or VA	XIA	VA	VIIb	VA	VI	IXA	VIIb	VA	XV	III	VIIb	XIA
15	II	VA	V or II	II	I	VA	VI	VII	XIA	V	IVA	III	VIIb	VI
16	II	VA	IA	I	IX	II	II	VIA	VIIc	II	IVA	III	IV	VI
17	II	XIV or V	I	IV	XI	VA	I	VIA	VIIA	IV	VII	I	VII	VI
18	II	V	II	I	VI	VA	II	VIIA	VIIA	XII	VA	IV	VII	VI or VA
19	I	XII or VIA	II	I	VI	VIA	IA	VII	VIIA	III	XII	I	IV	XIA
20	X or XIV	XII	III	I	VI	VA	I	XV	VIIA	XIA or VII	XIV or IV	VIIb	VII	VA
21	IX	IV	I	II	VIA	III	II	XIA orien	VIIA	VII	III	XIA	XIII	IV
22	VIIA	IV	I or IV	III	VI	V	II	VII	VIIb	XV	XIV	X	VIIb or XIA	VA or II
23	VIIA	VIIA or IV	X	III or I	VIIc	V	V	V	VI	VII or III	I	VIIA	II	IV
24	VIIb	XIA	I	I	VIIc	III	I	II	V	XIA	I	VIIA	II	IV
25	II or VA	III or VA	I	I	VIIc	XV	V	V	VIA	XIA	I	VIIA	IV	I, X, or XII
26	VA	III	XI	I	VIIA	XV	I	V	V	VA	VIA	IXA	I	II or IA
27	XV	XIV	XI	II	XIA orien	I	IV	II	XII	VA	II	XV	I	I
28	XV or III	I	VIIb	III	IX	V	VA	IV	IVA	VA	II	VIIb	II	I
29	I	V	XIV

* * The roman figures refer to the type of the morning weather chart on the corresponding date.

TABLE I.—continued. MARCH.

Date.	1905.	1906.	1907.	1908.	1909.	1910.	1911.	1912.	1913.	1914.	1915.	1916.	1917.	1918.
1	XV	I	XI	XV	IX	VA	I	V	VIA	VA	I	XIA	IV	IX
2	IX	I	XI	XIV	XIV	VIA or VII	II	V or VA	VA	I	I	VIIb	VIIc	XIA or IXA
3	IXb	XI	VIIc	XV	XV	VIIc or VIA	II	III	V	I	VII	XV	VIIc	VIIc
4	IXa or XIA	II	VIIc	XV or XIV	XIV	VIIb	IA	V	V	I	VA	X	VIIb	VIIc
5	XII or VA	V	VIA	XIII	IA	VIIb	IA or IV	III	V	IV	VA	X	VIIA	VIII or XV
6	VA	II	XII	XV	VIIA or XV	VIIb	IA or XII	III	V	III	I	X	VIIA	VIIA
7	VA	II	II	I or XV	XV	VA or VIA	IXb	III or I	V	I	X	IX	VIIA	VIIb
8	IV	II	I	III	XV	VIA	IA or XI	IV or V	IA	IXA	IX	VIIc	VIII	VIIb
9	V	I	I	XV	VIIA	VA or VIA	XII	VII	V	XIII	IA	VIIc	IV	VI
10	III	IV	I	XV	VIII	XV	II	VIIA	II	XIV	IA	VIIA or VIII	VII	VI
11	III or VII	VII	X	I	VIII	XII	XII or XIV	XIII	IV	IV	I	VIII	XV	VA or V
12	XV or III	XV	XI	XIII	IXA	IXA	XIV	XI	V	VA or VII	IA	VIII	XV	VA or XII
13	XV	IA	II	X or IV	X	I or IA	XIV	VA or II	V	VIA	I	VIII	II	VIIb
14	VII or VA	XIV or I	I	XIII or XIIIa	X	XI	X	VA	V	VII	I	VIIA	XIV	VIIc
15	VII	IV	II	XI	XV or IXA	XIA	I	XII or VA	II	XIV	I	VIIA	IX	VIIb
16	VA	II	VA	XII	X or XIV	IA or II	XIV	IV	III	XIV	I	VIIb or XIV	VI	VIIb
17	VA	II	III	XIIIa or XIII	IVA	II	VIIA	VII	XV	IV	IA	VIIb	II	VIIb
18	VA	III or XII	III	XIA	VII	X	VIIA	VII or XV	IV	VII	X	VIIA	I	VI
19	III	X	I	VIIc	VIIb	X	VIIA	III	XV	VII	XIA	VIIA	II	V
20	VII	X or IXb	IA	VIIc	VII	IA or XI	VIIb	III	III	XV	IVA	VIIA	XV	IV or I
21	VIIb	IX	IV	VIA	VII	IA	VIIb	VII	V	XV	IVA	VIII	X	XI
22	VIIb	IX	I or II	VII	VII or XV	IA or VIIb	VIIb	XV	V	XIV	XIA	VIII	X	XI
23	VIA	IX	IA or X	VA or XII	XIII or XIV	IA or XIIIb	VIII	IVA	XV	VII	VII	XIII	II	XI
24	XV	IXA	XI	XIA	IV	IA or VIIb	IXA	IV	IV	VII	V	XIII	IA	XI
25	VII or XII	IXA	XI	XII	XV	VIIb	IX	V	VI or XI	VIIA	IXb	IV	IA	IX
26	VII	XIA	XI	XIA or XIII	I or XV	VIIb	IXA	VA or V	VI	VIII	XIA	XV	X	IX
27	VA	IX	VI	VIA	IV	VA or IXb	VIIA	II	VIIb	I	VIIA	XV	X or IV	II
28	IV	IXb	XI	VA or VIA	XIV	IXb or XI	VIIA	VII	VII	IV	VIIA	XIV	III or IV	III or XV
29	V	X	VIA	VA or VIA	VII	IXb	VIII	II or I	VIIA	VIIA	IA or XIA	I	XV	I or XV
30	V	IXb	XIA	VA	XV	VIIc	VIIc	III	VIIb	VII	XIA	II	XV or III	VA
31	I	X or I	VIA	I or II	XIV	VIIc or VIIA	IVA	XIII	VIIc	VII	IA or XIA	II	XIV	XV

APRIL.

Date.	1905.	1906.	1907.	1908.	1909.	1910.	1911.	1912.	1913.	1914.	1915.	1916.	1917.	1918.
1	IV	IXb	VIIc	I	I or IXA	VIIc	VII	X	I	IVA	I	XI	I	XV
2	XII	IXb	VIIb	II	IXb	VIIc	V	IV	VIIc	IV	V	VIIb	XIII or XV	II
3	IVA	IXb	VIIb	II	IXb	XIII	X	II	VIIA	XIV	IV	XIA	XV	VIIA
4	II or V	VIA	VIIA	III	VI or VIA	VIII	X	II	VIIA	XIV	I or III	XIA or XII	XIV or X	VIIA
5	I	VIA	VIIc	X	VI	VIII or IXA	IX	II	VIIA	VII	XIII or III	X	XIA	XIA
6	X	XIA	VA	VIIb	XIA	XIV	IX	II	VIII	III	VA	IXb	XII	III
7	XV or I	XIA or XIIIa	III	VIIb	XIA	XIV	IX	I	IX	III	VA	XIA	X	I or III
8	I	XIA	XV	XIA	XIA	IX	IX	III	IX	I	III	XIA	VA	XIA
9	II or VIA	IXb	XV	IX	XI	X	IX	I	IX	XIV	I	XIA or IA	XII or XV	XIA
10	IV or VIA	IXb	IX	X or XIA	XI	XI	IX	IA	IA	VIA	I	XIA or IA	XII or I	VIIA
11	XIII or VII	XIA	VIII	VIIc	VA	II	IXb	I	IA	XII	I	XIA or I	XIV	VIII or VIIA
12	IVA	VIIb	VIIA	VIIc	IA	V	IXb	IXb	X	VA	XIA	IA	XII or X	XIV
13	VIIb	VA	VIIA	VIIc	IA	XIV or VIA	IXb	XIA	IV	VA	X	I	I	IX
14	VIIb	IA	VIIA	VIIc	III	XIV	XI	IXb	V	IA	XIA	I	XII or XV	IX or IXA
15	VIIb	IXb	IX	VIII	XI	XIV	II	VIIIb	VA	XI	XIA	I	XII or X	IX
16	VIIb	XIA	IX	VIII	V	XIV	XIA	VI	VA	XI	IA	IA	XII or I	IXA
17	VIIc	XIA	X	VIII	VA	XIV	IV	VI	VA	XI	IA	XII or VA	IV or X	IX
18	VIIc	IX	X	IX	VA	VII	VII	VIIb	VA	VIIb	XIA	XV	I	IX
19	IX or VIIA	IX	IV	IX	IV	II	VII	VIIb	XV	VIIc	XIA	XV	XIA or IA	X
20	IX	IV	IV	X	VA	I	II	VIIc	IV	VI	XII	XV	I	X
21	X	II	VA	I	VIIc	I	II	VIIc	V	VI	I	XIV or XIII	I or X	XV
22	X	I	IA	IA	VII	I	II	VIIc	XIA	VI	XIA	IXA	X	XIA
23	I	X	II	XIV	VII	IV	III	VIIc	XIA	VA	VIIb	IV	IXb	VIIc
24	I	I	IA	XII or XIII	VII	XV	I	VIIA	XIV	II	XIA	VIA	IXb	VIIc
25	IV	XIV	X	XIII	XIV	XII	IV	IX	VA	X	IXb	VIA	IXb	VIIc
26	IV	XII	XIA	XIV	XIV	XII	II	VIIA	VA	XI	VIIA	VIIb	IXb	XIV or VIII
27	V	XIA	IXA	VII	XIV	IV	III	VIIA	VII	XI	IXb	VIIb	IA	IX
28	VA	XII or III	I	VII	IVA	XIA	IV	IX	VA	XI	VIIb	XIA	IA	VIIA
29	III	III	I	IVA	III	I	XIV	IX	VA	XIA	IXb	XIA or VIIA	IA	VIIA or IX
30	VII	XIV	I	IVA	I	I	XIV	IXb	VII	VIII or IX	IVA	VIIA	XIA	VIII

* * The roman figures refer to the type of the morning weather chart on the corresponding date. Typical charts are given between pp. 150 and 151.

TABLE I.—continued. MAY.

Date.	1905.	1906.	1907.	1908.	1909.	1910.	1911.	1912.	1913.	1914.	1915.	1916.	1917.	1918.
1	XV	I	IV	VIIA	X	IA	IVA	XI	XIA	IXB	VI	VIII	IA, XIA	VIII
2	XIV	VIA	VII	VIIA	XI	XIA	VA	III	XIA, IV	NI	IVA	VIII	VIIIb	VIIb
3	I	IVA	XV or II	XIA or IVA	VI	XIA	VA	XIA	XII	XIA	XIA	XV, XIV	VIIIb	VIIb
4	XIA	XII	II	VIIA	VI	I	VA	XIA	XV	VIIA	VIIb	XIA	VIIIb	VIIb
5	VIIIb	VIA	VIIb	VII	VIIb	XII	XIA	XIA	XIII	VII	VIIb	VIII	IX	VIII
6	VIIc	VIA	VII	VII	VIIb	III	I	VII	XIII	XIA, III	XIIIa	XIV	VIIA	XIII
7	VIIc	VI	VII	III	VIIb	III	XIA	VIA	VII	XIII	XI	XIV	VIII	IV
8	I	XIA	VIA	IVA	VIIA	I	VIIc	II	VIIA	XV	IXB	XV	VIII	IXA
9	IA	XV	VIA	III	VIIA	I	VI	II	VII	I or X	XIA	XIV	VIIb	IV
10	IV	XII	VIA	IV	IXB	XV	VIIA	IV	VII	IV	VIIIb	IV	VIIb	XIII
11	IA	VIA	VIA	IV	IA	VIIc	VIII	VII	VII	XII	I	IVA	VIIb	XIA
12	IA	VIIb	VII or VIIA	XIV	I	VIIc	VIII	XIV	VII, VIIA	XII	X	XIII, XV	VIIA	XII or XV
13	X	VIIc	VII	IVA	IA, IXB	XV	VIII	IV	VIII	IA	VIII, XIV	IV	VIA	XV or XIV
14	IA	XII	XIA	VII	IA	VIIb	XV	IV	IX	VIIIb	X, IXA	IV	III	VA
15	IXB	XIA or XII	XIV	XV	IA	VIIA	XIV	VA	XIA	VIIIb	VIII	XII, XV	X	VI
16	IA or VIIb	XV	X	IV	XIA	VIII	XIA	XIV	IA	VIIc	XV	II	IXB	VI
17	VIIIb	XV	X	II	XIA	VIII	XIA	IA	XIII	XIA	XIV	IV	VIIA	VI or VIIc
18	IX	IXA	X	II	XV, II	VIIb	XIA	II	XV, I	XIA	VIIA	IVA	VIIA	XIA
19	IXA	IXA	VIIc	II	VI	VIIb	X	VIA	I	IA	XIA	VIA	VIIb	XIA or IXB
20	IXA, X	IXA	VIIA	IA	VIA	VIIb	X	XIA, VII	II	IA	XIA	VA, XIA	VIIc	VI
21	IXA or X	IXA	VIII	VII	VIIc	XIA	XIA	XIV	VIA	II	XIA	VI	VIIA	VI
22	X	VIIA	XIA	XII	VA	XIA	XIA	XIII	II	XIA	VIIc	I	VIA	VIII
23	IA	VII	VIIA	XI	VA	IXA	VA	IXA	II	XII	IXA	IV	VIA	III
24	IA	VII	VIIA	XIA	XI	IXA	VA	X	XI	X	VIIA	VIA	VA	IXA or I
25	IV	VII	VIIA	VA	VII	IXB	VA	IXB	VI	XIA	VIIA	XV	VI	I
26	VIA	VII	X	VA	XV	IA	XIA	IXB	XIA	XIIIa	VIIA	IV	VI	X
27	VIIc	VA	X	II	VII	X	XIA	X	XV	XIIIa	VIIIb	VA	XIV	VIIIb
28	VIIc	VA	VIIA	VIIb	XIA	XIA	VIIIb	IV	IVA	IA	IXA	I	IXA	VIIIb
29	VIA	IA	VIIc	VA	VIIA	II	VIIA	I	VA	XIA	X	XIA	IXA	VIIIb
30	VA	IA	IVA	VIII	XI	II	VIIA	XIII	VII	XIA	X	XIA	I	VIIIb
31	IV	I	VII	VIIb	VIIc	II	VIIA	VIIA	VA	IA	IA	XI or IV	VIA	VIIb

JUNE.

Date.	1905.	1906.	1907.	1908.	1909.	1910.	1911.	1912.	1913.	1914.	1915.	1916.	1917.	1918.
1	XIV	I	VII, III	VII	XIV	XIV or V	XIA	VIIb	VI	I	IA or XIA	III	VA	VIIIb
2	IV or V	X	VII	VIIb	XIA	V	XIA	XIV	V	X	IV	I	VA	VIIIb
3	V	X	XV	VIIb	IA	II	VIIA	XIV	V	I	III	I	II, XI	VIIIb
4	IV	X	IVA	XIA	VIII	XIII	XIA	XIV	VIA	I	I	IV	V	VIIIb
5	IXA	IXB	VII	I	X	IX	XIA	XIV or XV	VIIb	I	II	XV	XIA	VIIIb
6	IXA	IXB, XI	III	X	I	IX	IXB or VIIb	XV	II	I	IV	XV	VIIb	XIA
7	IX	XIA	XIV	IA	VIII or I	VIIA	IXB	XIV or XIII	II	I	VI	XV	VIIb	IA
8	IX	IXB	VIA	I	XIA	VIII	IXA	XIV	III	IX	VIA	XIV	VIIb	VIIIb or IXB
9	IX	IXB	VIA	I	X	VIIc	X	XIV	XI	IXA or IX	VIA	XIV or X	XIA	XIA or XV
10	VIII or IX	IXB, X	VIIA	IV or XI	X or XIA	XIA	X	VIIA	III	XIA	VIIIb	I	XIA or VIIc	IXA
11	VIII	IXB	VIA	VA or VI	X	XIA	IX	VIII	IA	XIA	IXB	I	VIIc	I or X
12	VIIb	X	VIIA	II	X	XIA	IX or X	XIII or IXA	IA or I	XIA	IXB	X	VIIc	IV
13	VIIb	X or IX	III	VA	X	I	IX	IV	IV	IXA	IX	IXA	VIIb	IA
14	VIIb	IX	II or VA	XII	X	I	IX	IV or IVA	V or VIIc	XIA or XIIIa	IX	X	XIA or VIA	I or IA
15	VII	IX	III	V	VIIIb	IV	IXB	IVA	VI	IX	IXB	X	VI	I
16	VIIb	VIIA, IX	III or I	III or XII	X	IXB	VII	I	XIA	X	XIIIa	IX	V	I
17	VIIb	VIII	IV	IXA	X	IXB	VII	IV	VII	XIIIa	IVA	IXB	XIA	X
18	VII or IVA	VIIb	IV	XIII	I	IXB	VII	IV or V	VII	IV	IVA	XIA	VA	IV
19	V	XIA	II	XIA	I	VIIIb	VII	VIA	XIV	V	IX	X	XV	XV
20	VIA	IV	I	X	III	VIIb	IA or III	III	I	VA	VIIIb	I	XIII	XIA or I
21	VIA	I or XI	II	IV	VIA	VII	IV or III	V	IV	VA	XIA	IV	XV	I
22	IV	I	IV or II	XIA	VII	VII	VII	VIA	IV or IA	VA	XIA	IV	IV	I
23	IX or IXB	IVA	I	XIA	VII	III	XV	VA	VII	VA	VIII	VIIb	II	I
24	VIIA or VIIc	IV or VA	IV	XIA	XV	XIV or IVA	XIV	VA	XIV	VA or IA	VIII	XV	III	X or I
25	VIIA or VIIc	IV	IA	IA	XV or XIV	XIV	XV	VIA	I	IA	VIII	XIV or XV	XII	X
26	XV	V	II	X or IXB	XV	I	XV or I	IA	IV	IA	XIV or XV	XV or XIV	II	X
27	XIV	V	II	IXB	IXA or XV or IA	I	I	VII	I	XIA	XV	I	VIIA	I
28	I	XII	II	IXB	VIII or VII	III	II	XV	IV or XI	IA	VII or XV	I	XIA	I
29	VII	IXA	I	IXB	VIII or VII	II	II	XIV or XV	I	IV	I	XIV or IV	IXA	VIIIb
30	VIII	I	XIV or IX	VIIA	X	I	II	XIV or IA	IX or XIIIa	V	I	II	IXB	XIA

** The roman figures refer to the type of the morning weather chart on the corresponding date. Typical charts are given between pp. 150 and 151.

TABLE I.—continued. JULY.

Date.	1905.	1906.	1907.	1908.	1909.	1910.	1911.	1912.	1913.	1914.	1915.	1916.	1917.	1918.
1	IXA	IV	X	VIIIa	X	I	I	I	VIIIb or IX	XIA	I	VII or IV	X	XIA
2	VIA	XIA	IV	VIIIb	IV	I	I	I or X	X	VIIb	IV	XIV	IXb	IX
3	II	XIA	IVa	X	II	I	IV	IXA	X	XII	II	XIA	IXb	IXb
4	IV	XIA	IVa	IX	I	I	XI	IX	X	IV	VIIb	XII	IX	IX
5	IXA	XIA	III	IX	IV	IV	XI	IX	I	XIV or XV	I	I	X	IA
6	I	XIA or I	III	IX	III	IA	XI	XIA	X	XIV	VIIa	IV	IXb	IA
7	IV or IA	XIA	I	XIV	I or XI	X	XIA	XIA	X	IA or VA	XV	XV	VIII	IA or IV
8	XIA	I	III	IV	I	X	XIA	VA or II	I	IV	I	I	VIII	IV
9	V	IV	III	II	IV	X	VIIIb	V	IV	VIIb	IA	I	IXA	XIII
10	IA	XIA	I or III	VII	I	X	VIIIb	VA	I	VIIb or VI	IA	IA or I	IXA or X	XII
11	IV	X	IA	XIV	I	IX	VIIIb	VA	I	VIIb	IA	IA	IXb	XV
12	IV	I	IA	XIV	IV	VIIIb or IXb	VIIa	VA	IV	VIA	I	IV or II	VIA	XV
13	I	IA	IV	IXA	I or II	X	IX	XIA	XIV	V	XIA	I	VIA	III
14	IV	I	XIIIa	I	II	IX	IX	XIA	XIV	VII	IA or II	I	VIA or VA	VIA
15	III or II	I	VIIIb	IV	II	VIII	IX	XIA	I	IA	I	I	IVA or VA	VIA
16	III	I	VIIIb	V	II	VIII	IA	VIIa	IV	XV or IA	IV	IA	III	VII
17	I	II	IX or X	XV	I	VIII	IA	VIIa or IXA	IA	IA	XV	X	IA or II	VIA
18	I	V	X	XV or X	II	IXA	III	IX	IA or II	IA	I	I	V	III
19	I	I	VIIIb	IV or X	IA	I	II	X	I	VIA or XII	VI	IA	IA or XV	VI or III
20	I	I	VIIIb	X	IV	IV	VIA or VI	IX or X	X	XV	II	XIA	I	XIII
21	I	IV	VIIIb	X	II	III	VIA	IX	IVA	XIA	IA	IXb	I	I
22	IVA	IV	IVA or VII	XI	IV	III	XIA	VIII	XIV	I	III	VIIIb	VIII	XIV or IV
23	I	II	IVA	VA	III	I	XIA	IVA	IXA or X	I	III	XIIIa	VIIIb or XIIIa	XV
24	I	XIA	IVA or VII	VIIc	III	IV	XIIIa	VII	VIIa	I	III	VIIIa or IX	XIA	III
25	I	XI	I or IVA	VIIc	XV	XV	XII	VII	VIIa	I	IV	XIA	IA	IA
26	V	VIA	VII	XIA	XV	XV or I	VIA	VII	VIIa or IX	I	V	IXb	V	XV
27	IV	XIV	III	XI	IV	V	VII	XIV	IX	I	IV	XIA	V	IXA
28	I	IVA	II	XIA	IV	VIA	VIA	XV	IX	I	III	X	II	I
29	IV	III or VA	IVA	XIIIa	IV	III	VIIb	III	X	I or X	II	IV or I	XIII	IV
30	III	VIIb	I	II	I	V	VII	III	XIA	I	I	IA	I or X	VIIIb
31	I	VIA	I	I	III	VA	VIA	XIV or V	IXA	V	IV	IA	X	VIA

AUGUST.

Date.	1905.	1906.	1907.	1908.	1909.	1910.	1911.	1912.	1913.	1914.	1915.	1916.	1917.	1918.
1	XIc	VIA	I	IA	I	VIIa	VII	XV	VIIIb or IXb	VIA	IVA	IV or XI	IXA	VII
2	IVA	VIA	IVA	VIIIb	IXA	XV	VIA	I	VIIIb or IXb	VII	VIIa	XIA	IXA	VIII, VIA
3	VII	VA	IV	VIIIb	IXb	VII	VA	XIII	VIIIb	XV	XV	IA	IXA or XV	VIIa
4	VII	II	VII	IA	XI	VII	V	VIIa	IX	XV	I	X	XIII	XIV, III
5	III or XIII	II	III	X	VI	I	VIA	XV	IX	XII	VIA or V	X or VIIIb	XIIIa	VII
6	II	IV	III	IXA	XIA	IV	IV	XIV	X	IV	XV	X	VII	XV
7	IV or V	VII	I	X	XIA	IV	XI	XV	X	III	IVA	IXb	VII	IV
8	XII or I	I or XIIIa	III	X	XI	XIII	VI	XIV or IV	I	VIA	IV	XI	VII	III
9	VIA	I	III	IA	XIA	IX	XIA or VIA	I	I	V	IV	XI	XV	I
10	III	IV	III	II	IXb	IX	XIA	XII	I	V	IV	XIIIa	XV	XI
11	I	I	IV	I	IA	VIIa	VIIIa	IV	XIII	XI	VA	VIA	XV	VIIIb, VIA, IXb
12	I	IV	IV	I	IA	IV	VIIIa	XIV	IV or X	VIIIb	VA	VIA	XV	XIA
13	XIA	VIA	IV	IA	I	IVA	VIIIa	X	IV or I	VIIb	VII	VA	VIA	IXb
14	XI	VA	III	X	I	IVA or VII	VIII	XV	I	VIIb	XIII	VA	XV	VI
15	IVA	VA	I or III	IXb	V	VII	X	XV	IV	VIIb	I	XV	XII	IA
16	VIII	II	IV	X	XII	IV	X	IV	VA	VIIa	I	XV	II	XIA
17	IXb	I	III	IX	XIV or XIII	IV	XI	IV or V	IX	IXb	X	X or XV	XIV or VA	II
18	VA	X	III	X	XV	IV	XIA or IV	V	IXb	VIIIb	X	I	XIV or III	I
19	VA	I	III or I	VIIa	VA	III	XIV	XIV	IXb	VIIIb	X	I or X	XIA	II
20	XIV	IV	I	XIV	V	IV	XIII	XV	IXb	VIIb	IA	I	XIA	VI
21	IV	II	I	XIV	I or XII	XII	XIII	III	IV	V	IA	I	VIA	VI, VII
22	VIA	V	I	XIII	I	I	XIV or IXA	IV	VA	V	IA	XI or IV	VIA	IA
23	XV	IVA	I	III	V	IV	III	IV	XII	V	XI	IVA	VII	IV
24	IVA	IV	I	IV	V	VII	IV	XIV	XII	VIA	VIIIb	IV or V	XV	IV
25	IVA	XV	II	XV	I	V	III	IV	XI	IV	XI	IVA or VIIa	V	V
26	XV	IV	I	IV	I	XV	V	XIV	XIA	VA	XI	III	XII	IA or XV
27	XV	I	II	III	I	XV	V	XIV	XIA	I	VIIIb	III	XIV	IV
28	XV	XI	IV	III	XI	VIA	V	IV	XIA	XIA	I	I	XV	X or XII
29	XV	VI	III or VA	III	XIA or II	XV	II	VII	VIIa	XIA	X	VIIa	XV	X
30	X	VI	II	I	I	XV	IA	XV	XIV	XIIIa	X	XV or XII	IV	IA
31	X	VIA	XIA or XII	IV	I or X	I	XI	IV	IXA	XI	IV	IV	IV	I

*. The roman figures refer to the type of the morning weather chart on the corresponding date. Typical charts are given between pp. 150 and 151.

TABLE I.—continued. SEPTEMBER.

Date.	1905.	1906.	1907.	1908.	1909.	1910.	1911.	1912.	1913.	1914.	1915.	1916.	1917.	1918.
1	I	VIA	IA	XV	I	I	VA or VI	I	IXA	VIIb or VI	XIV	V	V	I
2	I	VIA	XV	I	I or X	IV or I	VA or VI	I	VIIb	VIIb	X or I	VIA	I	I
3	I	XII	XV or IV	IVA	NI	I	XIA	IV	VIIc or VIIb	VIIb	I or X	XV or VII	IV	I
4	IV or I	XIA	II or IV	IXA	II	IXA or X	VIIb	II	VIIc	VIII	X	XV	VIA	IVA
5	V	IV	V	IV or IA	I	X	XIA	I	VIII	VIIA	IV	I	VIIA	IVA
6	V	I	VA	II	XIV	X	IA	I	VIIA	VI	IV	VIIb	XIA	IV
7	V	XI	VI	V	XV or XII	IXB	XIA or VIIb	I	VIIA	XIA	VI	XIA	XIA	VIA
8	II or V	XIA	VIIb	V	X	IXB	VIIb or VIIA	I	VIIb	VII	VIA	XIA or VIIb	XIA	III or XII
9	V	IA	VIIb	XV	XIA	VIIc	XIA	X	IA	VIIA	VIIb	XIA	I	III
10	III	X or IXB	VI	I	XIA	VIIb	VIA or IXB	X	IXB or X	XII	VI or VIIb	XIA	XIA	XV
11	II	XI	VI	I or XII	XIA or IXA	IX	VI	X	II	V	VIIb	IV	XIA	I
12	I	VIA	VIA	I or X	XIA or IXA	IXB	XIA	VIIb	II	III	XIA	I	I	I
13	II	VIIc	XIA	IV	IX	X	XIA	VIIb	XV	I	V	I	IV	I
14	XIA	VA	IA	V	IXB	IXA	XIA or X	VIIb or IA	XV	VA	IVA	I or X	I	IV
15	XI or IXB	VA	IA or X	VA	IXB	IX	IX	I or X	VII	II	II	IA	II	IV
16	X	XIV or I	IA	IV	VIIc	IXB	IX	VIIb	VIIA	II	II	I	II	VII
17	XIA	IXA	IA	V	VIIc	IXB	VIIb	IA	XIV	XII	IVA	NI	II or III	VII
18	XIA	VIIc	XI	VIA	VIIc	VI	VIIb or IA	VIIb	X	I	XIA	II	VA	III or V
19	XIA	VIIc	XI	VIA	XI	XIA	II	VIIb	IVA	X	VIIb or VIIA	I or X	VA	XIV
20	XIA	VIIc	XI	VIIb	XIA or I	X	III	VIIb	XV	X	VIIb	X	V	II or XI
21	VIIc	IX	X	XIII	XIV	IX or IA	I	VIIb	I or VIIc	X	VIIb	X	I	IV
22	VIIb	IXB	VIIb	VIIb	VIIb	VIIb	IV	VIIb	IVA	VIIb	VIIb	VIA	II	III or VA
23	VIIA	IXB	VI	VII	VIIb	IA	VIIA	VIIc	VII	VI	VIA	VI	II	XV
24	VIII or VIIA	VIIA or B	VIA	XV	VIIA	IA	VA	VIIc	VII	VI	VIA	VIA	IV	IV
25	IXA or VIII	XI	VIA	VIIb	VII	XI	VA	VIIc	VA	VI	XV	VIIb	VA	II or III
26	XV or XIV	XI	VIA	III or VII	IXB	VIIA	VA	VIIb	VA	VI	XV	VII	VA	II
27	XIV	XI	VIIA	IV	VIIA	VIA	II or VA	VIIb	VIIc or VA	I	X	VIIb	II	II or IA
28	VIIA	XI	VIIc	IV	VIIb	VIA	I	VIIA	VIIb	I	IVA	VIIb	II	I
29	IXA	XI	VIII or VIA	VIA	VIIA	VIA	I	VII	VIIb	VIIb	X	VIII	XIA	IV
30	X	VIIb	VIIb	VI	IV	XIA	I or XV	VIIA	VIIb	VIIb	X	IX	II	IXA

OCTOBER.

Date.	1905.	1906.	1907.	1908.	1909.	1910.	1911.	1912.	1913.	1914.	1915.	1916.	1917.	1918.
1	IA	V	VII or VIIb	VI	XIA	V	X	XV	VIII	I	IVA	XIII or VIII	VIA or V	IA
2	I	V	VII	VIA	XIA, VA	XII	X	XIA	VIII	I or VIIb	XIII	IVA	VA	IA
3	I	IXA	VII	VI	V	I or XII	XIV	IX	XIV or XIII	II	XIII	VII or IVA	III or V	V
4	III	IV or VII	XIV	II	V or III	IA	XIA or XIV	VIIb	XIA	I	VIIc	V or XIV	II or III	IVA
5	I or X	IV, VIA, VII	VA	VIIb	IV, V	IA or VIIb	IXA	VI	VIIA	I	VIIc or VIIb	IV	I	IA or IV
6	X	V	I or VA	VI or VIA	II	VIIb	VIIc	VI	VIII	I or X	VIIb	V	I	V or VA
7	I or IV	IV or V	XII	VIA	VIA	VI	XIA	VI	VIIA	XI	VII	III	III or IV	IV
8	X	VII	VIIA or XV	V	II or III	XIA	XIA	VIA or VI	VIIA	XI	XII	III	I	IA
9	IA	VII	VIIA	VIA	IV	II	X or VIIA	VI	IVA or XIV	NI	VIIb	II	I	IV
10	IXB	VIIb	VIIA	VA	V	IV	VIIb	VI	VIIA	XIA	VIIb	V	I or X	V
11	IXB	VIIb	VA or VII	II	VIA	XII	XI	VI	VII	VIIc	VIIb	II	IV or I	XII
12	IA	XII	VA	VI	VIA	XIV or XII	VI	VI or VIA	VIIb	XII	XII	II	XIII, III, XII	XII or XV
13	X	XII	VA	VIA	VA	IXA	VIA	VA	VIA	XIII	VA	II	I, XV	IV or IVA
14	I or IA	XII	VA	VIA	VA	VIIb	VIIb	XII	VI	XIV	VA	V	I, XII	IV or IA
15	I	IA	XIV	VIIb	VA	VIIb	VIIc	IV	I	VIIc	VIIc	I	IV	XII
16	X	IA or II	XIV	VIIb	II	VIIA	VIIc	VA	II or V	VIIc	VIIc	I	III or V	I
17	XIA	II	IXA or XV	VIIb	V	VIIA or XV	VIIc	I	VI	VIIc	XIA	IV	XII, VA	XII
18	XIA or IVA	XIV	VII	VIIb	XIV	V	VIIb	II	V	XIII	XII	XII	I	XV
19	XIA	XV	VII	VIIb	II	III or XII	VII or VIIb	II	VIA	VIIc	VIIc	XII	IV	VIII
20	IA	IVA	VIIA	VIIb	II	IXA or XIV	VII	II	VIA	VIIc	VIIb	VIIc	VIA	IXA
21	IVA or XIII	V	VIA or VII	VIIc	II or III	VIIc	VII	XIII	VII	VIIb	VII	VIIc	XII, VIA	IXA
22	IXA	VIA or VII	VA	VIIc	V	VIIA	XV	XV or III	VIIA	VII	VII	VIIA or VIIb	II	IA or VII
23	IXA or X	VIA	XIV or XV	VIIc	V	VIIb	I	IXA	XIA	VIIA	VII	VII	XII	VIIb
24	XIA	VA or VIA	XIII	VIIc	I	VIIb	IA or III	XV	II or VIIb	VIIb	VIIA	VIA or VIIA	IV	VIIb
25	XIA	XIA	XII	VIIc	I	VIIb	XV	VII	VI	VII	IXA	VII	I or XV	IA
26	IV	VIA or VIIc	XIV or XV	VIIc	XIV	VIIb	IVA or XIV	VII	VIA	XIV	IX	VII	I or III	IA
27	II	XII	XIV	VIIA or VIIb	XIV	VIIb	XIII	VII or XIV	VIA	VA	XIA	VII	I	XI
28	IV	VA	VIIA or VIIb	VII	XIV	VIIb	XIV	VIA	VIA	VA	VII	XV	XII	IV
29	IV or V	VA	VIIA	VI or VIA	IXA or XIV	VIII	IV	VII	VIA	VIIA or VIIc	VII	VIA	IV	VI
30	VII	VIIb	XV	VIA	IA	IXA	V or VA	IV or VII	VIA	VIIc	VII	VII or XV	VII, XII	VIA
31	III	XIII	VIIA or XV	VIA or VIIc	IA or IXA	IA	II	I	VA	VIIA	VII	I or III	II	VIIc

*. * The roman figures refer to the type of the morning weather chart on the corresponding date. Typical charts are given between pp. 150 and 151.

TABLE I.—continued. NOVEMBER.

Date.	1905.	1906.	1907.	1908.	1909.	1910.	1911.	1912.	1913.	1914.	1915.	1916.	1917.	1918.
1	VIIA	VIIA	VIIA	VIIb	VIIIb	I	VI, IV	IXb	V, VIA	VIIA	XII, IXA	VA	VII	VIIA
2	VII or XV	VII	VIIb	VIIb	XI, XIA	I	VA	XIA	VA	VIIA	IXA	VA	XIII, XIV	XV
3	VII	VII	VIIA	VIIb	I, IA	III	V	IV, IIA, VIIb	III	VII	IXA	VII	VII	XIA
4	VIIb	VIIA	VIIc, XIA	VIIb, VIIIA	VIIIb	IXA	VA	V	IV	VIIb	XIA	VII	XIA	VA
5	VIIA	XV	XIA	VIIIA	VA	XII	III	VA, III	V	VIIA	VIIIA	VIIA	II	III or XV
6	VII	VIIb	XIA	VIIIA	XIA	IV	I	XIA, VIA	III, XII	VIIb	IA	III	II	XIA
7	VA	VIIA	VIIc	VIIb	XIA	IV	II	VI	IV, I	II	IA	VIA, XII	V	XIA
8	VII or XIA	IXA	VIA, VIIA	VIII	IXb	I	II, VA	VI, VII	VII	II, VA	I	XII, XV	IV	III
9	IV	IXA	VIIb	VIIIb	XI	I	XV	V	XI, VIIb	V	XV, III	I	III	II
10	VIA	X	XIA	VIA	I	IV	XV	II	VII	II	I, XV	V	XV	XI or V
11	VII	VIIIb, XIA	XIA, II	I	I	XV	XV	I	III	II	IVA	II	I, IVA	XI or II
12	XII	XIIIA	XIA	VA	I	IVA	VII	X	III	I	IVA, VII, XIV	VA, IV	XII	VIIIb
13	VIIA	VIIIb	I	VA	I	VII	III	X	XIV	III	I	XI	XI	XI
14	VIIc	VI	IV	VIIc, XV	XIV	XIV	III, XI	I	VA, XII	I	I	VIIIA	IA	XI
15	VIII or IX	VA	XIA	VIIc	IXA	XV	VIA	IV	III	VII	I, XIII	VIIc	IA	VI
16	IX or X	IV	XIA	VI	VIIIb	I	V, XIV	VA	I	IXA	X	VIIb	II	VI
17	X	III	VA	VI, XIA	VIIIb	XI	III	VIIA	VA	IXb	X, XI	VIIb	I	VI or VIIc
18	VI or V	III, VII	XIA, XII	II	VIIIA	I	V	I	VA, II	IXb	VIIIb	VIIA	II	X or IXb
19	VII or XIA	IV	VIIc	I, XII	VIIIb	X	XV, XII	I	II, IV	IA	VIIIA	XV	XI	X or IXb
20	IXA, IA	I	VIIc	IV	X	I	IV	I, IV	VA, I	VIIIb	VIIIb	XV	II	XI
21	II	I	VIIc, XIA	I	X	XIA	X	VI	XII	VIIIb	VIIc	III	I	VI
22	V	V	VA, VIIc	I	X	IVA	X, XII	V	XI, IV	VIIc	VIIc	IV	I	VIA
23	II	V or II	XV	I	X	IVA	XIV	V	VIA	VIIc	X	V	I	XII
24	I or II	V or II	I	II	I	VIIb	VIIIA	II	VA	XIA	X	V, VA	III	V
25	V	V	XII, XIII	II	I	VIIA	VIIIA	V	VA	II	X	VA	I	XII or IV
26	V or VII	IV	XII, VII	II	IV	VII	VIIc	I	II	VA	X	I	IV	XII
27	I or II	I	VII	IV	VA	VIIA	VIIc	XIV	I, IV	VA	XI	I	I	XII or IV
28	IVA	IV or IA	XIV, XV	VA	VA	XV	VIA	I, IV	I	VA	VIA	II	III	III or I
29	IXA	II	XIA	VA, VIIA	VA	XIV	VA	XV	I	VA	VIA	VI	II	XI or IV
30	VIIc	I	VIIIb	VI	VA	V, XIV	V	XV	I	VA	VII	VI	II, IV	XIA

DECEMBER.

Date.	1905.	1906.	1907.	1908.	1909.	1910.	1911.	1912.	1913.	1914.	1915.	1916.	1917.	1918.
1	XII	X	VI	VI	III	VIII or IXA	VA	IV	II	V or VIA	VII	VI	XIV	VI
2	VI	IA	VIA	VI	III	VIIA or VIIIA	VA	I	II	V	XV	XIA	I	VI
3	VI	I	VA	VIIIb	XV	VIIb	VA	IV	III	VA	IVA	XIA or XII	I	VI
4	V	I	VA	XII	XIV	VIIb	VA	VIA	I or XV	V	VII	X	IV	VI
5	VA	I	III	VA	I or III	VII	VII	V	II	III	IV	XIA	VIA	VA or VIA
6	VA	XII or IX	II or XIA	VA	XIV	VII	VA	VIA	IV	IV	XV	VI	II	VIA
7	VA	IA	VA	V	XIII	VIA	XII	VIA	IV	IV	XIV or III	XIA	II	VA
8	II	II	III	V	I	VII	XII or VIIA	VA	VI	III or VIA	XV	II	II	VA
9	II	I	III	VA	II or VA	VII	XII	VA	II	XIV	IVA	XV	XII	VA
10	XI	X	III	V	II	VII	VII	VA	I	IV	VII	XV	IXA	VA or XII
11	VI	IV	III	XV	VII	XV	XV	VA	II	VIIA	XV or XIV	XIV	IXb	VA
12	XI	III	XII or XIV	I	VIIb or VIIc	VII	VA	VA	IV	VIIA	X	XIV	IA	VA
13	IA	III or XIV	III	III	VIIc	VII	VII	VA	IV	VIIA	I	XIV	I	VA
14	IA	I	XV	VIA	VIIc	VA	VII	II	I or IV	XV	IV	XIV	I	II
15	XI	IV	VIIc	V	VIIIA	XII	XIV	II	IV	XV	VII or XII	XIV	I	V
16	II	XI	VIA	VIA	VIIA	VII	VII	II	III	I	VII	XIII	IV	IV or I
17	IV	VA or XII	VIA	VIA	XIA	I	VIA	II	X	III	VIIA	XIA	IXA	I
18	VIA	VI or V	VA	I or III	XV	I	VIA	II	IXb	III or VIA	IX	IV	IA	III
19	III	VI	V	IV	XIV	II	VA	V	VIIIb	IV	VII	VII	XIA	XIV or I
20	II	VI	IVA or XIV	XIA	I	IV	XII	V	IXb	III	IV	VII	XIA	I
21	II	VI	III or V	VI	XIA	XII	XV	V	XIA or VI	XIV	IA or XV	XIV or VIA	XIA or III	IV
22	II or IV	VI	IV or V or XIV	VI	VII	XIA	IV	V	VI	IV	VA	III or VIA	IA or IXb	IV
23	VIA	VI	V	VI	VA	II	IV	V	XIV	VIIc	XV	XIV	IA	XIV, I, or XV
24	VIA	II	IVA	VIA	III	I	V	V	X	IX	VII	IV	I	I
25	V	I	VIIb	VIIb	XII or II	I	III	II	IV	VIA	VII	XIV	X	I
26	IV or V	XIV	VIIc	VIIc	III	I	III	VII	II	VIA	V or VII	XIV	X	IV or I
27	VII	I or X	VIIb	VIIc	IV	X	IV	IV	II	VII	VII	IXb or IXA	X or IXb	III or II
28	VII	X or XV	VIIA	VIIc	III	XI	III	III or XV	XV	VIIA or VII	IV	IXb	IXb	II
29	XV	X	VIII	XII	IV	IA	IVA	III	X	I	VIIA	II	VIIIA	IV
30	IVA	IVA or V	VIII	VIIc	XI	I	VA	II	X	V	VII	I	VIIIA	XIV
31	VIA	VII	VIII	VA	VA	XI	V or II	V	IXb	VA	VII	II	VIIIA	IXA

* * The roman figures refer to the type of the morning weather chart on the corresponding date. Typical charts are given between pp. 150 and 151.

TABLE II.—JANUARY.

Type.	1905.	1906.	1907.	1908.	1909.	1910.	1911.	1912.	1913.	1914.	1915.	1916.	1917.	1918.
I	5, 6, 7, 10, 12, 13, 25, 28, 29, 30, 31.	20, 26, 30, 31.	3, 4, 6, 11, 29.	20, 28, 31.	8, 12, 31.	19, 20, 21, 30.	1, 10.	3, 4, 31.		2, 6, 27.	9, 12, 16.	8, 9, 10, 11, 13, 14.	1, 2, 4, 5.	9, 10, 11, 13.
IA			11, 27.	30.	7, 9, 10.			4.			19, 24.		10.	4.
II	2, 3, 4, 8, 9, 11, 12, 25, 27.	11, 12, 13, 14, 17, 25, 26, 27, 28, 29.	5, 6, 7, 8, 9, 10, 12, 13, 14, 15, 16, 28.	6, 18, 25, 26, 27, 28.	3, 5, 6, 10, 11, 15, 16, 29.	2, 3, 10, 11, 15, 17, 18.	9, 21, 25, 26, 27.	2.		4, 26, 28, 29, 30.	19, 20.	3, 5, 6, 7, 10, 12, 15, 20, 21, 22, 24, 25, 26.	1, 3, 7.	
III		5, 10, 29.	1, 2.		14.	12.	11.	5.	23.		4, 6, 7, 8, 11, 13, 15, 21, 31.			
IV	4.	7, 9, 18, 31.	10.	7.	13.	1, 4, 13, 15, 23, 26.	28.	6, 8, 22.	18, 19, 26.	3, 7, 21, 27.	5, 8, 10, 24, 26.	2, 6, 9, 12, 14, 16, 23, 27.	3, 5.	12, 14, 17.
IVA				19.					22.					19.
V	24.	18.		15.	1, 17.	5, 8, 9, 31.			1, 2, 6.	8, 25, 30, 31.	14.	4, 16, 17, 23.		6, 17, 23, 24, 25, 26, 27, 28, 29, 30.
VA		12, 13, 15, 17.	1.			14, 16.	7, 8.	13, 14.	3, 4, 5, 30, 31.		20.	18, 19.		
VI	22.		23, 24.	11, 12, 21, 22, 23, 24.	2, 4, 21, 22, 23, 24, 28.	7.	17, 23, 24.			12, 19, 20.				
VIA	8, 14, 15, 16, 20, 23.	1, 2, 3, 4, 15, 16, 25.	19, 20.	13, 14, 16, 17, 19.	1, 18, 25, 26, 27.		29.	11, 12.	7, 8, 27, 29.	10, 11, 22, 23, 24.		1, 28, 29, 30, 31.		20, 21, 27, 28, 30, 31.
VII	17.	9.						9, 10, 15, 24.	13, 14, 15, 16, 17, 24, 28.		1, 2, 7, 13.			22.
VIIA							31.	18, 20, 21.						
VIIb	17, 21.			1.				15, 16, 17, 19.	9, 10, 11, 27, 29.		3, 27.		22, 24, 25, 21, 27, 28.	
VIIc	1, 18, 19.			1.			3, 4, 5, 30.		12.	9, 11.			18, 19, 20, 21.	
VIII								23, 26.					17.	
VIIIA				2.			31.			17.			23, 24, 29, 30.	
VIIIB				2, 10.			20.	27, 28, 30.		14, 15, 19, 20, 21, 22.				
IX							13.						31.	1, 3.
IXA								7.			22, 23.		14.	
IXB	26.	22.	17.				15.	29.	26.	13, 16, 18.	25, 28, 29.			
X		19, 21.	26, 30, 31.	29.	9, 30.	21, 22.	2, 12.				17, 18, 22, 29.		9.	2, 3, 8.
XI	27.	23, 24.	18, 20.			4, 5, 6.	18, 19, 28.	1.		1, 3.	30.			
XIA	18.		25, 20, 21, 22.	3, 4, 5.	19, 20.		14, 16.	23.					10, 15, 16.	5.
XII							6, 7.						6, 11, 12.	
XIII						27.		25.						
XIIIA													15.	
XIV		8.					22.		14, 17.					18.
XV		6.	2, 3.	8, 9.		24, 25, 28, 29.			19, 20, 21, 25.	5.	4, 9.		8, 9, 13.	7, 15, 16.

* * The figures in the table give the days of the month on which the corresponding type occurred. Typical charts are given between pp. 150 and 151.

TABLE II.—*continued.* FEBRUARY.

Type.	1905.	1906.	1907.	1908.	1909.	1910.	1911.	1912.	1913.	1914.	1915.	1916.	1917.	1918.
I	1, 2, 3, 11, 12, 19.	2, 3, 28.	17, 21, 22, 24, 25.	1, 8, 9, 16, 18, 19, 20, 23, 24, 25, 26, 29.	1, 4, 5, 6, 15.	6, 8, 9, 27.	20, 24, 26.				23, 24, 25.	17, 19.	26, 27.	25, 27, 28.
IA	13, 14.	8.	16.	5.	2, 3.		19.							26.
II	4, 5, 6, 7, 10, 13, 15, 16, 17, 18, 25.	1, 2.	15, 18, 19.	3, 10, 11, 15, 21, 27.		4, 5, 7, 16.	16, 17, 18, 21, 22.	24, 27.	3, 4, 8.	16.	1, 27, 28.	8, 13.	23, 24, 28.	10, 11, 22, 26.
III	28.	25, 26.	20.	22, 23, 28.		21, 24.				19, 23.	8, 21.	9, 14, 15, 16.		
IV		10, 21, 22, 23.	22.	17.		12.	27.	28.	2.	9, 17.	20.	10, 18.	16, 19, 25.	7, 8, 12, 21, 23, 24.
IVA									28.		15, 16.	12.		
V	8.	17, 18.	15.	13.		22, 23, 28.	23, 25.	23, 25, 26, 29.	5, 6, 10, 24, 26.	1, 2, 3, 4, 15.	3, 4.	3.		
VA	25, 26.	9, 14, 15, 16, 25.	9, 10.	14.	9.	1, 2, 10, 11, 13, 14, 15, 17, 18, 20.	10, 12, 28.		1, 7, 9.	8, 10, 11, 12, 13, 14, 26, 27, 28.	2, 18.	6, 7.	20.	1, 2, 3, 4, 5, 6, 9, 18, 20, 22.
VI	9.		3, 6.	12.	8, 18, 19, 20, 22.		9, 14, 15.		11, 23.			1, 4.		15, 16, 17, 18.
VIA		13, 19.	7, 8.		21.	19.		16, 17.	25.	5, 6, 7.	4, 26.			1, 2.
VII		10.						9, 10, 15, 19, 22.		20, 21, 23.	9, 10, 11.		17, 18, 20.	
VIIA		23.						1, 11, 12, 18.			6, 13, 17.	27.	2.	
VIIb	24.							4, 5, 6, 7, 8.			5, 7.	28.		
VIIc					23, 24, 25.				16.					
VIII					11.									
VIIIA	22, 23.				12, 26.				17, 18, 19, 20, 21.			23, 24, 25.	22.	
VIIIB			28.		13, 14.		1, 2, 3, 5, 6.		12, 14, 22.		20.		6, 7, 9, 10, 12, 13, 14, 15.	
IX	21.				16, 28.		4.	2, 3.						
IXA								14.				26.	5.	
IXB			1.				8.							
X	11, 12, 20.	4, 13.	13, 23.	2, 4.			7.					22.	8.	
XI			2, 26, 27.	5, 6, 7.	7, 17.		13.		13.				11.	25.
XIA		5, 6, 7, 14.	4, 5, 14.		27.		4, 12.	21.	15.	20, 24, 25.		21.	1, 2, 3, 4, 8.	14, 19.
XII		12, 19, 20, 24.	11.			3.	11.		27.	18.	19.	2, 5.		13, 25.
XIII						4.							21.	
XIIIA														
XIV	20.	17, 27.	12.								12, 20, 22.	11, 29.		
XV	27, 28.	11.			10.	25, 26.		13, 20.		22.	14.	27.		

* * The figures in the table give the days of the month on which the corresponding type occurred. Typical charts are given between pp. 150 and 151.

TABLE II.—*continued.* MARCH.

Type.	1905.	1906.	1907.	1908.	1909.	1910.	1911.	1912.	1913.	1914.	1915.	1916.	1917.	1918.
I	31.	1, 2, 9, 14, 31.	8, 9, 10, 14, 19, 22.	7, 11, 31.	26	13.	1, 15.	7, 29.		2, 3, 4, 7, 27.	1, 2, 6, 11, 13, 14, 15, 16.	29.	18.	20, 29.
IA	4.	13.	20, 23.		5.	13, 16, 20, 21, 22, 23, 24.	4, 5, 6, 8.	30.	8.		9, 10, 12, 17, 29, 31.		24, 25, 28.	
II		4, 6, 7, 8, 16, 17.	7, 13, 15, 22.	31.		16, 17.	2, 3, 10.	13, 27, 28, 29.	10, 15.			30, 31.	13, 17, 19, 23.	27.
III	10, 11, 12, 19.	18.	17, 18.	8.				3, 5, 6, 7, 19, 20.	16, 20.	6.			30.	28.
IV	8, 28.	10, 15.	21.	13.	24, 27.		5.	8, 16, 24.	11, 18, 24.	5, 11, 17, 28.		25.	1, 9, 27.	20.
IVA					17.		31.	23.			20, 21.			
V	9, 29, 30.	5.						1, 2, 4, 8, 25, 26.	3, 4, 5, 6, 7, 9, 12, 13, 14, 21, 22.		24.			11, 19.
VA	5, 6, 7, 14, 16, 17, 18, 27.		16.	23, 28, 29, 30.		1, 7, 9, 27.		2, 13, 14, 15, 26.	2.	1, 12.	4, 5.			11, 12, 30.
VI			27.						25, 26.				16.	9, 10, 18.
VIa	23.		5, 29, 31.	21, 27, 28, 29.		2, 3, 7, 8, 9.			1.	13.				
VII	11, 14, 15, 20, 25, 26.	11.		22.	20, 21, 22, 29.	2.		9, 17, 18, 21.	28.	12, 14, 18, 19, 23, 24, 30, 31.	3, 23.		5, 10.	
VIIa					6, 9, 18.		17, 18, 19.	10.	29.	25, 29.		10, 14, 15, 18, 19, 20.	6.	6.
VIIb	21, 22.				19.	4, 5, 6.	20, 21, 22.		27, 30.			2, 16, 17.	4.	7, 8, 15, 16, 17.
VIIc			3, 4.	19, 20.		3, 30, 31.	30.		31.			8, 9.	2, 3.	3, 4, 14.
VIII					10, 11.		23, 29.			26.		10, 11, 12, 13, 21, 22.	8.	5.
VIIIa						31.	27, 28.				27, 28.		7.	
VIIIb						22, 23, 24, 25, 26.								13.
IX	2.	21, 22, 23, 27.			1.		25.				8.	7.	15.	1, 25, 26.
IXa		24, 25.			12, 15.	12.	24, 26.			8.				2.
IXb	3.	20, 28, 30.				27, 28, 29.	7.				25.			
X		19, 20, 29, 31.	11, 23.	13.	13, 14, 16.	18, 19.	14.				7, 18.	4, 5, 6.	21, 22, 26, 27.	
XI		3.	1, 2, 12, 24, 25, 26, 28.	15.		14, 20, 28.	8.	12.	25.					21, 22, 23, 24.
XIa	4.	26.	30.	18, 24, 26.		15.					19, 22, 26, 29, 30, 31.	1.		2.
XII	5, 26.	18.	6.	16, 23, 25.		11.	6, 9, 11.	15.						12.
XIII				5, 12, 14, 17, 26.	23.			11, 31.		9.		23, 24.		
XIIIa				14, 17.										
XIV		14.		2, 4.	2, 4, 16, 23, 28, 31.		11, 12, 13, 16.			10, 15, 16, 22.		16, 28.	14, 31.	
XV	1, 12, 13, 24.	12.		1, 3, 4, 6, 7, 9, 10.	3, 6, 7, 8, 15, 22, 25, 26, 30.	10.		18, 22.	17, 19, 23.	20, 21.		3, 26, 27.	11, 12, 20, 29, 30.	5, 28, 29, 31.

*. * The figures in the table give the days of the month on which the corresponding type occurred. Typical charts are given between pp. 150 and 151.

TABLE II.—*continued.* APRIL.

Type.	1905.	1906.	1907.	1908.	1909.	1910.	1911.	1912.	1913.	1914.	1915.	1916.	1917.	1918.
I	5, 7, 8, 23, 24.	22, 24.	28, 29, 30.	1, 21.	1, 30.	20, 21, 22, 29, 30.	24.	7, 9, 11.	1.	8.	1, 4, 9, 10, 11, 21.	11, 13, 14, 15.	1, 10, 13, 16, 18, 20, 21.	7.
IA		14.	22, 24.	22.	12, 13.			10.	10, 11.	14.	16, 17.	9, 10, 12, 16.	19, 27, 28, 29.	
II	4, 9.	21.	23.	2, 3.		11, 19.	15, 20, 21, 22, 26.	3, 4, 5, 6.		24.	4.			2.
III	29.	28, 29.	7.	4.	14, 29.		23, 27.	8.		6, 7.	5, 8.			6.
IV	1, 10, 25, 26.	20.	19, 20.		19.	23, 27.	17, 25, 28.	2.	13, 20.	2.	3.	23.	16, 17.	
IVA	3, 12.			29, 30.	28.					1.	30.			
V	5, 27.				16.	12.	2.		14, 21.		2.			
VA	28.	13.	21.		11, 17, 18, 20.				15, 16, 17, 18, 25, 26, 28, 29.	12, 13, 23.	6, 7.	17.	8.	
VI					4, 5.			16, 17.		20, 21, 22.				
VIA	9, 10.	4, 5.	6.		4.	13.				10.		24, 25.		
VII	11, 30.			27, 28.	22, 23, 24.	18.	1, 18, 19.		27, 30.	5.				
VIIA			4, 12, 13, 14.											3, 4.
VIIb	13, 14, 15, 16.	12.	2, 3.					18, 19.		18.		26, 27.		
VIIc	17, 18.		1, 5.	11, 12, 13, 14.	21.	1, 2.		20, 21, 22, 23.	2.	19.				23, 24, 25.
VIII			11.	15, 16, 17.		4, 5.			6.	30.				11, 26, 30.
VIIIA	19.							24, 26, 27.	3, 4, 5.		26.	29, 30.		10, 11, 28, 29.
VIIIb				6, 7.				15.			23, 28.	2.		
IX	19, 20.	18, 19.	10, 15, 16.	9, 18, 19.		8.	5, 6, 7, 8, 9, 10.	25, 28, 29.	7, 8, 9.	30.				13, 14, 15, 17, 18, 27, 29.
IXA			27.		1.	5.						22.		14, 16.
IXB		1, 2, 3, 9, 10, 15.			2, 3.		11, 12, 13.	12, 14, 30.			25, 27, 29.	6.	23, 24, 25, 26.	
X	6, 21, 22.	23.	17, 18, 25.	5, 10, 20.		9.	3, 4.	1.	12.	25.	13.	5.	4, 7, 12, 15, 17, 21, 22.	19, 20.
XI					9, 10, 15.	10.	14.			15, 16, 17, 26, 27, 28.		1.		
XIA		6, 7, 8, 11, 16, 17, 27.	26.	8, 10.	6, 7, 8.	28.	16.	13.	22, 23.	29.	12, 14, 15, 18, 19, 24.	3, 4, 7, 8, 9, 10, 11, 28, 29.	5, 19, 29, 30.	5, 8, 9, 22, 24.
XII	2.	26, 28.		24.		25, 26.				11.	20, 22.	4, 17.	6, 9, 10, 12, 14, 15.	
XIII	11.			24, 25.		3.					5.	21.	2.	7.
XIIIA		7.												
XIV		25, 30.		23, 26.	25, 26, 27.	6, 7, 13, 14, 15, 16, 17.	29, 30.		24.	3, 4, 9.		21.	4, 11.	12, 26.
XV	7.		8, 9.			24.			19.			18, 19, 20.	2, 3, 9, 14.	1, 21.

*. * The figures in the table give the days of the month on which the corresponding type occurred. Typical charts are given between pp. 150 and 151.

TABLE II.—*continued.* MAY.

Type.	1905.	1906.	1907.	1908.	1909.	1910.	1911.	1912.	1913.	1914.	1915.	1916.	1917.	1918.
I	3, 8.	1, 31.			12.	4, 8, 9.	6.	29.	18, 19.	9.	11.	22, 28.	30.	24, 25.
IA	9, 11, 12, 14, 16, 23, 24.	29, 30.		20.	11, 13, 14, 15.	1, 26.		17.	16.	13, 19, 20, 28, 31.	31.		1.	
II			3, 4.	17, 18, 19, 27.	18.	29, 30, 31.		8, 9, 18.	20, 22, 23.	21.		16.		
III				7, 9.		6, 7.		2.		6.			14.	23.
IV	10, 25, 31.		1.	10, 11, 16.				10, 13, 14, 28.	2.	10.		10, 13, 14, 17, 23, 26, 31.		7, 9.
IVA		3.	30.	3, 8, 13.			1.		28.		2.	11, 18.		
V												20.		
VA	30.	27, 28.		25, 26.	22, 23, 29.		2, 3, 4, 23, 24, 25.	15.	29, 31.			27.	24.	
VI		7.			3, 4, 19.		9.		25.		1.	19, 21, 24.	25, 26.	14.
VIa	26, 29.	2, 5, 6, 11.	8, 9, 10, 11.		20.			7, 19.	21.				13, 22, 23, 31.	15, 16, 17, 20, 21.
VII		23, 24, 25, 26, 31.	2, 6, 7, 12, 13.	5, 6, 14, 21.	25, 27.			6, 11, 20.	7, 9, 10, 11, 12, 30.	5.				
VIIa		22.	12, 23, 24, 25.	1, 2, 4.				31.	8, 12.	4.			18, 21.	
VIIb		12.	5.	31.	5, 6, 7, 21.	14, 18, 19, 20.					4, 5.		9, 10, 11, 12, 19.	2, 3, 4.
VIIc	6, 7, 27, 28.	13.	19.	29.	31.	11, 12.	8.		16.				20.	17.
VIII			21.	30.		16, 17.	11, 12, 13.		13.		13, 15.	1, 2, 5.	7, 8.	1, 5, 22.
VIIIa			20, 28.		8, 9.	15.	10, 29, 30, 31.				18, 24, 25, 26.		6, 17.	
VIIIb	5, 16, 17.			28.			28.			14, 15.	10, 27.		2, 3, 4.	27, 28, 29, 30, 31.
IX	18.								14.				5.	
IXa	19, 20, 21.	18, 19, 20, 21.				23, 24.		23.			14, 23, 28.		28, 29.	8, 24.
IXb	15.				10, 13.	25.		25, 26.		1.	8.		16.	
X	13, 20, 21, 22.		16, 17, 18, 26, 27.		1.	27.	19, 20.	24, 27.		9, 24.	12, 14, 29, 30.		15.	19, 26.
XI				23.	2, 24, 30.			1.	24.	2.	7.	31.		
XIa	4.	8, 15.	14, 22, 29.	3, 24.	16, 17, 28.	2, 3, 21, 22, 28.	5, 7, 16, 17, 18, 21, 22, 26, 27.	3, 4, 5, 20.	1, 2, 15, 26.	3, 6, 17, 18, 22, 25, 29, 30, 31.	3, 9, 19, 20, 21.	4, 20, 29, 30.	1.	11.
XII		4, 10, 14, 15.		22.		5.			3.	11, 12, 23.		15.		12, 18, 19.
XIII								22, 30.	5, 6, 17.	7.		12.		6, 10.
XIIIa										26, 27.	6.			
XIV	2.		15.	12.			15.	12, 16, 21.			13, 17.	3, 6, 7, 9.	27.	13.
XV	1.	9, 16, 17.	3.	15.	18, 26.	10, 13.	14.		4, 18, 27.	8.	16.	3, 8, 12, 15, 25.		12, 13.

* * The figures in the table give the days of the month on which the corresponding type occurred. Typical charts are given between pp. 150 and 151.

TABLE II.—*continued.* JUNE.

Type.	1905.	1906.	1907.	1908.	1909.	1910.	1911.	1912.	1913.	1914.	1915.	1916.	1917.	1918.
I	28.	1, 21, 22, 30.	16, 21, 23, 29.	5, 8, 9.	6, 7, 18, 19.	13, 14, 26, 27, 30.	26, 27.	16.	12, 20, 25, 27, 29.	1, 3, 4, 5, 6, 7.	4, 29, 30.	2, 3, 10, 11, 20, 27, 28.		15, 16, 21, 22, 23, 27, 28, 14, 20, 11, 24.
IA			25.	7, 25.	3, 27.		20.	26, 30.	11, 12, 22.	24, 25, 26, 28.	1.			7, 13, 14.
II			14, 19, 20, 22, 26, 27, 28.	12.		3, 29.	28, 29, 30.		6, 7.		5.	30.	3, 23, 26.	
III			1, 6, 13, 15, 16.	16.	20.	23, 28.	20, 21.	20.	8, 10.		3.	1.	19, 24.	
IV	2, 4, 22.	20, 24, 25.	17, 18, 22, 24.	10, 21.		15.	21.	13, 14, 17, 18.	13, 21, 22, 26, 28.	18, 29.	2, 6.	4, 21, 22, 29.	22.	12, 18.
IVA	18.	23.	4.		28.	24.		14, 15.			17, 18.			
V	2, 3, 19.	26, 27.		15.		1, 2.		18, 21.	2, 3, 14.	19, 30.			4, 16.	
VA		24.	14.	11, 13.				23, 24.		20, 21, 22, 23, 24.			1, 2, 18.	
VI				11.					1, 15.		7.		15.	
VIA	20, 21.		8, 9, 11.		21.			19, 22, 25.	4.		8, 9.		14.	
VII	15, 18, 29.		1, 2, 5.	1.	22, 23, 29.	21, 22.	16, 17, 18, 19, 22.	27.	17, 18, 23.		28.			
VIIA			10, 12.				3.	10.						
VIIb	12, 13, 14, 16, 17.	18.		2, 3.		20.		1.	5.			23.	6, 7, 8, 13.	
VIIc	24, 25.					9.			14.				10, 11, 12.	
VIII	10, 11, 30.	17.			4, 7, 29.	8.		11.			23, 24, 25.			
VIIIA	24, 25.	16.		30.		7.							27.	
VIIIb					15.	19.	6.				10, 20.			1, 2, 3, 4, 5, 8, 29.
IX	7, 8, 9, 10, 23.	13, 14, 15, 16, 30.				5, 6.	11, 12, 13, 14.		30.	8, 9, 15.	13, 14, 19.	16.		
IXA	5, 6.	29.		17.	27.		8.	12.		9, 13.		13.	29.	10.
IXB	23.	5, 6, 8, 9, 10, 11.		26, 27, 28, 29.		16, 17, 18.	6, 7, 15.				11, 12, 15.	17.	30.	8.
X		2, 3, 4, 10, 12, 13.		6, 20, 26.	5, 9, 10, 11, 12, 13, 14, 16, 17, 30.		9, 10, 12.			2, 16.		9, 12, 14, 15, 19.		11, 17, 24, 25, 26.
XI		6, 21.		10.					9, 28.				3.	
XIA		7, 19.		4, 19, 22, 23, 24.	2, 8, 10.	10, 11, 12.	1, 2, 4, 5.		16.	10, 11, 12, 14, 27.	1, 21, 22.	18.	5, 9, 10, 14, 17, 28.	6, 9, 20, 30.
XII		28.		14, 16.									25.	
XIII				18.		4.		7, 12.					20.	
XIIIA									30.	14, 17.	16.			
XIV	1, 27.		30, 7.		1, 25.	1, 24, 25, 28.	24.	2, 3, 4, 5, 7, 8, 9, 29, 30.	19, 24.		26.	8, 9, 25, 26, 29.		
XV	26.		3.		24, 25, 26, 27.		23, 25, 26.	5, 6, 28, 29.			26, 27, 28.	5, 6, 7, 24, 25, 26.	19, 21.	9, 19.

* * The figures in the table give the days of the month on which the corresponding type occurred. Typical charts are given between pp. 150 and 151.

TABLE II.—*continued.* JULY.

Type.	1905.	1906.	1907.	1908.	1909.	1910.	1911.	1912.	1913.	1914.	1915.	1916.	1917.	1918.
I	6, 13, 17, 18, 19, 20, 21, 23, 24, 25, 28, 31.	6, 8, 12, 14, 15, 16, 19, 20.	2, 7, 10, 25, 30, 31.	14, 31.	4, 7, 8, 10, 11, 13, 17, 30.	1, 2, 3, 4, 19, 23, 26.	1, 2.	1, 2.	5, 8, 10, 11, 15, 19.	22, 23, 24, 25, 26, 27, 28, 29, 30.	1, 5, 8, 12, 15, 18, 30.	5, 8, 9, 10, 13, 14, 15, 18, 29.	20, 21, 30.	21, 28.
IA	7, 10.	13.	11, 12.		19.	6.	16, 17.		17, 18.	7, 15, 16, 17, 18.	9, 10, 11, 14, 21.	10, 11, 16, 19, 30, 31.	17, 19, 25.	5, 6, 7, 25.
II	3, 15.	17, 23.	28.	9, 30.	3, 13, 14, 15, 16, 18, 21, 31.		19.	8.	18.		3, 14, 20, 29.	12.	17, 28.	
III	15, 16, 30.	29.	5, 6, 8, 9, 27.		6, 23, 24.	21, 22, 29.	18.	29, 30.			22, 23, 24, 28, 31.		16.	13, 18, 19, 24
IV	4, 7, 11, 12, 14, 27, 29.	1, 9, 21, 22.	13.	8, 15, 19.	2, 5, 9, 12, 20, 22, 27, 28, 29.	5, 20, 24.	3.		9, 12, 16.	4, 8.	2, 16, 25, 27.	1, 6, 12, 20.		8, 9, 22, 29.
IVA	22.	28.	3, 4, 22, 23, 24, 25, 29.					23.	21.				15.	
V	9, 26.	18.		16.		27, 30.		9, 31.		13, 31.	26.		18, 26, 27.	
VA		29.		23.		31.		8, 10, 11, 12.		7.			13, 15.	
VI							20, 21.			10.	19.			19.
VIa	2.	26, 31.			28.	20, 28, 31.				12, 19.			12, 13, 14.	14, 15, 17, 31
VII			22, 26.	10.			27, 30.	24, 25, 26.		14.		1.		16.
VIIa			24.				26.				6.			
VIIb		30.					29.			2, 9, 10, 11.	4.			
VIIc				24, 25.										
VIII						15, 16, 17.		22.				24.	7, 8, 22.	
VIIIA				1.			12.	16, 17.	24, 25, 26.					
VIIIb			15, 16, 19, 20, 21.	2.		12.	9, 10, 11.		1.			22.	23.	30.
IX			17.	4, 5, 6.		11, 14.	13, 14, 15.	4, 5, 18, 20, 21.	1, 26, 27, 28.				4.	2, 4.
IXa	1, 5.			13.		18.		3, 17.	23, 31.			24.	9, 10.	27.
IXb						12.						21, 26.	2, 3, 6, 11.	3.
X		11.	1, 17, 18.	3, 18, 19, 20, 21.	1, 7.	7, 8, 9, 10, 13.		2, 19, 20.	2, 3, 4, 6, 7, 20, 23, 29.	29.		17, 28.	1, 5, 10, 30, 31.	
XI		25.		22, 27.			4, 5, 6.			1.				
XIa	8.	2, 3, 4, 5, 6, 7, 10, 24.		26, 28.			7, 8, 22, 23.	6, 7, 13, 14, 15.	30.	21.	13.	3, 20, 25, 27.	24.	1.
XII			10.				25.		14.	3, 19.		4.		
XIII													20.	10.
XIIIA			14.	29.			24.					23.	23.	20.
XIV		27.		7, 11, 12.				27, 31.	13, 14, 22.	5, 6.		2.		22.
XV				17, 18.	25, 26.	25, 26.		28.		5, 16, 20.	7, 17.	7.	19.	11, 12, 23, 26.

*. * The figures in the table give the days of the month on which the corresponding type occurred. Typical charts are given between pp. 150 and 151.

TABLE II.—*continued.* AUGUST.

Type	1905.	1906.	1907.	1908.	1909.	1910.	1911.	1912.	1913.	1914.	1915.	1916.	1917.	1918.
I	8, 11, 12.	8, 9, 11, 17, 19, 27.	1, 7, 15, 19, 20, 21, 22, 23, 24, 26.	11, 12, 30, 31.	1, 13, 14, 21, 22, 25, 26, 27, 30, 31.	5, 22, 31.		2, 9.	8, 9, 10, 13, 14.	27.	4, 15, 16.	18, 19, 20, 21, 28.		9, 18, 31.
IA				1, 4, 9, 13.	11, 12.		30.				20, 21, 22.	3.		15, 23, 26, 30.
II	6.	4, 5, 16, 21.	25, 27, 30.	10.	29.		29.						16.	17, 19, 20.
III	5, 10.		5, 6, 8, 9, 10, 14, 15, 17, 18, 19, 29.	23, 27, 28, 29.		19.	25.	21.		7.		26, 27.	18.	4, 8, 24.
IV	7, 21.	6, 10, 12, 20, 24, 26.	3, 11, 12, 13, 16, 28.	24, 26.		6, 7, 12, 16, 17, 18, 20, 23.	6, 18, 24.	8, 11, 16, 17, 22, 23, 25, 28, 31.	12, 13, 15, 21.	6, 25.	8, 9, 10, 31.	1, 22, 24, 31.	30, 31.	7, 27.
IVA	2, 15, 24, 25.	23.	2.			13, 14.					1, 7.	23, 25.		25.
V	7.	22.			15, 20, 23, 24.	25.	4, 26, 27, 28.	17, 18.		9, 10, 21, 22, 23.	5.	24.	25.	
VA	18, 19.	3, 14, 15.	29.		19.		3.		16, 22.	26.	11, 12.	13, 14.	17.	
VI		29, 30.			5.		8.							14, 21, 22.
VIa	9, 22.	1, 2, 13, 31.				28.	2, 5, 9.			1, 8, 24.	5.	11, 12.	13, 21, 22.	11, 22.
VII	3, 4.	7.	4.			3, 4, 11, 14, 15, 24.	1.	29.		2.	13.		6, 7, 8, 23.	1, 5.
VIIa				20.		1.		4.	29.		2.	25, 29.		2, 3.
VIIb										13, 14, 15, 20.				
VIIc														
VIII	16.						14.							2.
VIIIa				19.			11, 12, 13.			16.				
VIIIb				2, 3.					1, 2, 3.	12, 18, 19.	24, 27.	5.		11.
IX				17.		9, 10.			17.					
IXa				6.	2.		22.		4, 5, 31.				1, 2, 3.	
IXb	17.			15.	3, 10.				1, 2, 18, 19, 20.	17.		7.		13, 28, 29.
X	30, 31.	18.		5, 7, 8, 14, 16, 18, 31.	31.		15, 16.	13.	6, 7, 12.		17, 18, 19, 29, 30.	4, 5, 6, 17, 19.		
XI	14.	28.			4, 8, 28.		7, 9, 17, 31.		25.	11, 31.	23, 25, 26.	1, 8, 9.		10.
XIa	1, 13.		31.		6, 7, 9, 29.		10, 18.		26, 27, 28.	28, 29.	28.	2, 22.		12, 16.
XII	5, 8.		31.		16, 21.	21.		10, 12.	23, 24.	5.		30.	15, 19, 20, 26.	28.
XIII				22.	17.	8.	20, 21, 23.	3.	11.		14.		4.	
XIIIa		8.								30.		10.	5.	
XIV	20.			21.	17.		19, 22.	6, 8, 19, 24, 26, 27.	30.				17, 18, 27.	4, 26.
XV	23, 26, 27, 28, 29.	25.		25.	18.	2, 26, 27, 29, 30.		1, 5, 7, 14, 15, 20, 30.		3, 4.	3, 6.	15, 16, 17, 30.	3, 9, 10, 11, 12, 14, 24, 28, 29.	6.

* * The figures in the table give the days of the month on which the corresponding type occurred. Typical charts are given between pp. 150 and 151.

TABLE II.—*continued.* SEPTEMBER.

Type.	1905.	1906.	1907.	1908.	1909.	1910.	1911.	1912.	1913.	1914.	1915.	1916.	1917.	1918.
I	1, 2, 3, 4, 12.	6, 16.		2, 10, 11, 12.	1, 4, 5, 20.	1, 2, 3.	21, 28, 29, 30.	1, 2, 5, 6, 7, 8, 15.	21.	13, 18, 27, 28.	23.	5, 12, 13, 14, 16, 19.	2, 9, 12, 14, 21.	1, 2, 3, 11, 12, 13, 28.
IA		9.	1, 14, 15, 16, 17.	5, 6.		21, 23, 24.	6, 18.	14, 17.	9.			15.		27.
II	8, 11, 13.		4.		4.		19, 27.	4.	11, 12.	15, 16.	15, 16.	18.	15, 16, 17, 22, 23, 27, 28, 30.	20, 25, 26, 27.
III	10.			26.			20.			12.			17.	8, 9, 18, 22, 25.
IV	4.	5.	3, 4.	5, 13, 16, 27, 28.	30.	2.	22.	3.			5, 6.	11.	3, 13, 24.	6, 14, 15, 21, 24, 29.
IVA				3.					19, 22.		14, 17, 28.			4, 5.
V	5, 6, 7, 8, 9.		5.	7, 8, 14, 17.						11.	13.	1.	1, 20.	18.
VA		14, 15.	6.	15.			1, 2, 24, 25, 26, 27.		25, 26, 27.	14.			18, 19, 25, 26.	22.
VI			7, 10, 11, 23.	30.			1, 4, 11.			1, 6, 23, 24, 25, 26.	7, 10.	23.		
VIA		1, 2, 12.	12, 24, 25, 26.	18, 19, 29.		18, 27, 28, 29.	10.				8, 23, 24.	2, 22, 24.	4.	7.
VII				23, 26.	25.			29.	15, 23, 24.	8.		3, 26.		16, 17.
VIIA	23, 24, 28.		27, 29.		24, 29.	26.	8, 21, 23.	28, 30.	16.	5, 9.			5.	
VIIb	22.	30.	30.	20, 22, 25.	22, 23, 28.		8.	26, 27.	28, 29.	1, 2, 3.	9, 10, 11, 19, 20, 21, 22.	25, 27, 28.		
VIIc	21.	13, 18, 19, 20.	28.		16, 17, 18.	9.		23, 24, 25.	3, 4, 21, 27.					
VIII	24, 25.		29.						3, 5.	4.		29.		
VIIIA		24.			27.				2, 6, 7, 30.		19.			
VIIIB			8, 9, 22.			10, 22.	4, 7, 17, 18.	12, 13, 14, 16, 18, 19, 20, 21, 22.	8.	22, 29, 30.		6, 8.		
IX		21.			13.	11, 15, 21.	15, 16.					30.		
IXA	25, 29.	17.		4.	11, 12.	4, 14.			1.					30.
IXB	15.	10, 22, 23.			14, 15, 26.	7, 8, 12, 16, 17.	10.		10.					
X	16, 30.	10.	15, 21.		2, 8.	4, 5, 6, 13, 20.	14.	9, 10, 11, 15.	10, 18.	19, 20, 21.	2, 3, 4, 27, 29, 30.	14, 19, 20, 21.		
XI	15.	7, 11, 25, 26, 27, 28, 29.	18, 19, 20.	12.	3, 19.	25.						17.		20.
XIA	14, 17, 18, 19, 20.	4, 8.	13.		9, 10, 11, 12, 20.	19, 30.	3, 5, 7, 9, 12, 13, 14.			7.	12, 18.	7, 8, 9, 10.	6, 7, 8, 10, 11, 29.	
XII		3.		11.	7.					10, 17.				8.
XIII	26.			21.										
XIIIA														
XIV	27.	16.			6.				17.		1.			10.
XV	26.		2, 3.	1, 9, 24.	7, 21.		30.		13, 14, 20.		25, 26.	3, 4.		10, 23.

*. * The figures in the table give the days of the month on which the corresponding type occurred. Typical charts are given between pp. 150 and 151.

TABLE II.—*continued.* OCTOBER.

Type.	1905.	1906.	1907.	1908.	1909.	1910.	1911.	1912.	1913.	1914.	1915.	1916.	1917.	1918.
I	2, 3, 5, 7, 14, 15.		6.		24, 25.	3.	23.	17, 31.	15.	1, 2, 4, 5, 6.		15, 16.	5, 6, 8, 9, 10, 11, 13, 14, 18, 25, 26, 27.	16.
IA	1, 3, 9, 12, 14, 20.	15, 16.			30, 31.	4, 5, 31.	24.							1, 2, 5, 8, 14, 22, 25, 26.
II	27.	16, 17.		4, 11.	6, 8, 16, 19, 20, 21.	9.	31.	18, 19, 20.	16, 24.	3.		9, 11, 12, 13, 31.	4, 22, 31.	
III	4, 31.				4, 8, 21.	19.	24.		22.			7, 8, 31.	3, 4, 7, 12, 16, 26.	
IV	7, 26, 28, 29.	4, 5, 7.			5, 9.	10.	29.	15, 30.				5, 17.	7, 11, 15, 19, 24, 29.	4, 5, 7, 9, 13, 14, 28.
IVA	18, 21.	20.					26.		9.		1.	2, 3.		13.
V	29.	1, 2, 6, 7, 21.		8.	3, 4, 5, 10, 17, 22, 23.	1, 18.	30.		16, 18.			4, 6, 10, 14.	1, 3.	3, 6, 10.
VA		24, 28, 29.	5, 6, 11, 12, 13, 14, 22.	10.	2, 13, 14, 15.		30.	13, 16.	31.	27, 28.	13, 14.		2, 16, 17.	6, 21.
VI				1, 3, 6, 12, 29.		7.	12.	5, 6, 7, 8, 9, 10, 11, 12.	14, 17, 25.					29.
VIa		5, 22, 23, 24, 26.	21.	2, 6, 7, 9, 13, 14, 29, 30, 31.	7, 11, 12.		13.	8, 12, 28.	13, 19, 20, 26, 27, 28, 30.			24, 29.	1, 20, 21.	30.
VII	30.	4, 5, 8, 9, 22.	1, 2, 3, 11, 18, 19, 21.	28.			19, 20, 21.	25, 26, 27, 29, 30.	11, 21.	25.	7, 21, 22, 23, 28, 29, 30, 31.	3, 23, 25, 26, 27, 30.	30.	22.
VIIa			8, 9, 10, 20, 28, 29, 31.	27.		14, 16, 17, 22.			5, 7, 8, 10, 29.	22, 23, 29, 31.	24.	22, 24.		
VIIb		10, 11.	1, 28.	15, 16, 17, 18, 19, 20, 27.		15, 23, 24, 25, 26, 27, 28.	14, 18, 19.		12.	21, 24.	9, 10, 11, 20.	22.		
VIIc		26.		21, 22, 23, 24, 25, 26, 31.		21.	6, 15, 16, 17.			11, 15, 16, 17, 19, 20, 29, 30.	4, 5, 15, 16, 19.	20, 21.		31.
VIII						29.			1, 2, 6.			1.		19.
VIIIa							9.							
VIIIb				5.		5, 6, 14.	10.	4.	24.	2.	5, 6.			23, 24.
IX								3.			26.			
IXa	22, 23.	3.	17.		29, 31.	13, 20, 30.	5.	22.			25.			20, 21.
IXb	10, 11.													
X	5, 6, 8, 13, 16, 23.						1, 2, 9.			6.			10.	
XI							11.			7, 8, 9.				27.
XIa	17, 18, 19, 24, 25.	25.			1, 2.	8.	4, 7, 8.	2, 23.	4, 23.	10.	17, 27.			
XII		12, 13, 14, 27.	7, 23, 25.			2, 3, 11, 12, 19.		14.		12.	8, 12, 18.	18, 19.	12, 14, 17, 21, 23, 28, 30.	11, 12, 15, 17.
XIII	21.	31.	24.				27.	21.	3.	13.	2.		12.	
XIIIa										18.	3.	1.		
XIV		18.	3, 4, 15, 16, 23, 26, 27.		18, 26, 27, 28, 29.	12, 20.	3, 4, 26, 28.	28.	3, 9.	14, 26.		4.		
XV		19, 30.	8, 17, 26, 30, 31.			17.	22, 25.	1, 22, 24.	8.			28, 30.	13, 25.	12, 18.

* * The figures in the table give the days of the month on which the corresponding type occurred. Typical charts are given between pp. 150 and 151.

TABLE II.—*continued.* NOVEMBER.

Type.	1905.	1906.	1907.	1908.	1909.	1910.	1911.	1912.	1913.	1914.	1915.	1916.	1917.	1918.
I	24, 27.	20, 27, 30.	13, 24.	19, 21, 22, 23.	10, 11, 12, 13, 24, 25.	1, 2, 8, 9, 16, 18, 20.	6.	11, 15, 19, 20, 21, 28.	7, 16, 28.	12, 14.	8, 10, 13, 14, 15.	9, 26.	7, 11, 21, 22, 23, 25, 27.	28.
IA	20.	28.			3.					19.	6, 7.	12.	14, 15.	23.
II	21, 23, 24, 27.	29.	11.	17, 18, 25, 26.			1, 7, 8.	8, 22, 24, 25.	18, 19, 20, 26, 27, 29, 30.	7, 8, 10, 11, 25.		11, 12, 28.	5, 16, 17, 20, 29, 30.	9, 11.
III		17, 18.				3, 26.	5, 13, 16.	10.	3, 15.	13.	9.	6, 8.	6, 9, 24, 28.	5, 8, 23, 28.
IV	9.	16, 26, 28.	14.	20, 24, 27.	26.	6, 10.	1.	3, 16, 21, 28.	4, 19, 22, 27.			21, 22.	8, 26, 30.	25, 27, 29.
IVA	28.					12, 22, 23.		3.	7.		11, 12.		11.	
V	18, 22, 25, 26.	21, 22, 23, 24, 25.		11.			3, 15, 17, 30.	4, 9, 23, 26.	5.	9.		10, 24, 23.		10, 24.
VA	7.	15.	17, 22.	12, 13, 28, 29.	5, 27, 28, 29, 30.		2, 4, 8, 29.	5, 17.	1, 2, 14, 17, 18, 20, 24, 25.	8, 26, 27, 28, 29, 30.		1, 2, 24, 25.		4.
VI	18.	14, 23, 24.		16, 30.				7, 8.				29, 30.		15, 16, 17, 21.
VIA	10.		8.	10.			14, 28.		1, 23.		28, 29.	7.		22.
VII	2, 3, 6, 11, 26.	2, 3, 18.	26, 27.			13.	11, 12.		6, 8, 9, 10, 11, 12.	3, 15.	12, 30.	3, 4.	1, 3.	
VIIA	1, 5, 13.	1, 4, 7.	1, 3, 8.	29.		25, 27.		18.		1, 2, 5.		5, 18.		1.
VIIb	4.	6.	2, 9.	1, 2, 3, 4, 7.		24.			9.	4, 6.		16, 17.		
VIIc	8, 14, 19, 30.		4, 7, 19, 20, 21, 22.	14, 15.			25, 26, 27.	6.		22, 23.	21, 22.	15.		17.
VIII	15.			8.										
VIIIA				4, 5, 6.	18, 19.		23, 24.				5, 19.	14.		
VIIIb		11, 13.	30.	9.	1, 4, 16, 17, 19.			3.		20, 21.	18, 20.			12.
IX	15, 16.													
IXA	20, 29.	8, 9.			15.	4.				16.	1, 2, 3.			
IXB					8.			1.		17, 18.				18, 19.
X	16, 17.	10.			3, 20, 21, 22, 23.	19, 30.	20, 21.	12, 13, 14.			16, 17, 23, 24, 25, 26.	27.		18, 19.
XI		12.			2, 9.						17, 27.	13.	13, 18, 19.	10, 11, 13, 14, 20.
XIA	8, 19.	11.	4, 5, 6, 10, 11, 12, 15, 16, 18, 21, 29.	17.	2, 6, 7.	21.		2, 6.		24.	4.		4.	3, 6, 7, 29, 30.
XII	12.		18, 25.	19.		5.			14, 21, 22.				12.	23, 25, 26, 27.
XIII			25.								15.		2.	
XIIIA		12.												
XIV			26, 28.		14.	14, 17, 29, 30.	15, 18, 21, 22.	5, 27, 30.	6, 13.		12.	7.	2.	
XV	2.	5, 19.	23, 28.	4, 14.		7, 11, 15, 28.	9, 10, 13, 18, 19.	29.			1, 9, 10.	8, 19, 20.	10.	2, 5.

* * The figures in the table give the days of the month on which the corresponding type occurred. Typical charts are given between pp. 150 and 151.

TABLE II.—*continued.* DECEMBER.

Type.	1905.	1906.	1907.	1908.	1909.	1910.	1911.	1912.	1913.	1914.	1915.	1916.	1917.	1918.
I		3, 4, 5, 9, 14, 25, 27.		12, 18.	5, 8, 20.	17, 18, 24, 25, 26, 30.		2.	4, 10, 14.	16, 29.	13.		2, 3, 13, 14, 15, 24.	16, 17, 19, 20, 23, 24, 25, 26.
IA	13, 14.	2, 7.				29.					21.		12, 18, 22, 23.	
II	8, 9, 16, 20, 21, 22.	8, 24.	6.		9, 10, 25.	19, 23.	31.	14, 15, 16, 17, 18, 25, 30.	1, 2, 5, 9, 11, 12, 13, 26, 27.			8, 29, 30, 31.	6, 7, 8.	14, 27, 28.
III	19.	12, 13.	5, 8, 9, 10, 11, 13, 21.	13, 18.	1, 2, 5, 24, 26, 28.		25, 26, 28.	28, 29.	3, 16.	5, 8, 17, 18, 20.	7.	22.	21.	18, 27.
IV	17, 22.	11, 15.	22.	19.	27, 29.	20.	22, 23, 27.	1, 3, 27.	6, 7, 14, 15, 25.	6, 7, 10, 19, 22.	5, 14, 20, 28.	18, 24.	4.	16, 21, 22, 26, 29, 30.
IVA	26, 30.	30.	20, 24.				29.				3, 9.			
V	4, 25, 26.	18, 30.	19, 21, 22, 23.	7, 8, 10, 15.			24.	5, 19, 20, 21, 22, 23, 24, 31.		1, 2, 4, 30.	26.			15.
VA	5, 6, 7.	17.	3, 4, 7, 18.	5, 6, 9, 31.	9, 23, 31.	14.	1, 2, 3, 4, 6, 12, 19, 30, 31.	8, 9, 10, 11, 12, 13.		3, 31.	22, 26.			5, 7, 8, 9, 10, 11, 12, 13.
VI	2, 3, 11.	18, 19, 20, 21, 22, 23.	1.	1, 2, 21, 22, 23.					8, 21, 22.			1, 6.		1, 2, 3, 4.
VIA	18, 23, 24, 31.		2, 16, 17.	14, 16, 17, 24.		7.	17, 18.	4, 6, 7.		1, 8, 18, 25, 26.		21, 22, 28.	5.	5, 6.
VII	27, 28.				11, 22.	5, 6, 8, 9, 10, 12, 13, 16.	5, 8, 10, 13, 14, 16.	26.		27, 28.	1, 4, 10, 15, 16, 19, 24, 25, 26, 27, 30, 31.	19, 20.		
VIIA			28.			2.				11, 12, 13, 28.	17, 29.			
VIIb			25, 26, 27.	25.	12.	3, 4.								
VIIc			15.	26, 27, 28, 30.	12, 13, 14.					23.				
VIII		31.	29, 30, 31.			1.								
VIIIA					15, 16.	2.							29, 30, 31.	
VIIIB				3.					19.					
IX		6.								24.	18.			
IXA						1.						27.	10, 17.	31.
IXb									18, 20, 31.			27.	11, 22, 27, 28.	
X		1, 10, 27, 28, 29.				27.			17, 24, 29, 30.		12.	4.	25, 26, 27.	
XI	10, 12, 15.	16.			30.	28, 31.								
XIA			6.	20.	17, 21.	22.			21.			4, 3, 5, 7, 17.	19, 20, 21.	
XII	1.	6, 17.	12.	4, 29.	25.	15, 21.	7, 8, 9, 20.					3.	9.	10.
XIII					7.							16.		
XIIIA														
XIV		13, 26.	12, 20, 22.		4, 6, 19.		15.		23.	9, 21.	7, 11.	11, 12, 13, 14, 15, 21, 23, 25, 26.	1, 16.	19, 23.
XV	29.	28.	14.	11.	3, 18.	11.	11, 21.	28.	4, 28.	14, 15.	2, 6, 8, 11, 15, 21, 23.	9, 10.		23.

*. * The figures in the table give the days of the month on which the corresponding type occurred. Typical charts are given between pp. 150 and 151.

approximate about equally closely to two or three types. In such cases they have been classified under each of the two or three types.

The frequency of the types in the different months of the year is shown in the following table: in compiling this table a chart classified under two different types has been counted as contributing one-half to the frequency number for each type: so that the numbers in the table may be taken as giving the number of days in fourteen years on which the corresponding types occur. Some types such as I. and XV. are summer and winter types, and are less frequent in spring and autumn. Types II. and VI. are winter types; while types VII. and XI. are most frequent in spring and autumn.

TABLE III.—TYPE FREQUENCIES. Totals for 14 Years.

Type.	Jan.	Feb.	March.	April	May.	June.	July.	Aug.	Sept.	Oct.	Nov.	Dec.	Total.
I.	46	46	32	39	18	51	78	50	47	29	52	35	523
IA.	9	8	21	19	25	15	30	14	14	19	7	11	192
II.	68	44	27	18	14	18	20	15	24	20	29	33	330
III.	16	15	16	15	8	15	27	23	6	11	20	29	201
IV.	31	21	22	19	21	29	42	51	24	19	24	38	341
IVA.	2	4	5	7	9	8	10	11	8	9	6	6	85
V.	25	26	22	8	0	15	13	22	15	23	23	23	215
VA.	16	47	22	22	20	12	8	13	16	23	33	41	273
VI.	21	19	7	7	15	5	2	7	15	21	13	23	155
VIa.	42	13	12	7	21	12	16	17	24	24	10	25	223
VII.	15	14	26	13	24	20	11	20	11	36	21	34	245
VIIa.	4	8	17	7	13	4	2	9	13	18	17	8	120
VIIb.	17	10	20	13	19	16	7	5	24	24	14	7	176
VIIc.	13	4	15	20	16	5	2	0	16	30	17	8	146
VIII.	3	2	12	9	17	10	7	3	5	4	2	7	81
VIIIa.	6	11	5	11	16	5	7	5	7	1	9	1	84
VIIIb.	10	19	5	5	16	11	10	10	24	11	13	2	136
IX.	3	5	13	30	4	20	20	8	8	2	1	3	117
IXa.	3	3	8	3	15	10	11	4	7	11	9	3	87
IXb.	11	2	8	23	9	20	8	13	11	3	5	7	120
X.	16	11	19	24	21	30	29	23	27	8	17	13	238
XI.	13	10	17	12	9	4	7	18	16	5	13	7	131
XIa.	14	21	12	37	49	33	27	18	29	17	22	12	291
XII.	4	10	9	11	11	4	5	9	5	25	14	12	119
XIII.	2	4	9	5	9	4	3	11	1	7	2	3	60
XIIIa.	1	0	1	1	3	3	5	4	0	2	1	1	22
XIV.	4	8	17	23	14	21	12	14	7	19	8	22	169
XV.	19	10	35	12	18	20	15	37	16	13	18	20	233
													5113

The following are brief notes on the different types written after the armistice, when more leisure was anticipated but hardly obtained amid the difficulties of carrying on both current work and demobilisation.

The notes relate primarily to the winds and weather of NE. France and Flanders.

TYPE I.

This type is frequently transitional, and in such cases is associated mainly with fair weather, though there may be occasional showers: the sky is not continuously overcast and may clear entirely at night; but if it does, inland fog is likely to develop. At other times the type shows persistence, and in these cases much more low cloud develops, and mist and drizzle come in NE. France if the weather at Scilly is cloudy and misty.

The type is very favourable for winds nearly due West at night.

A notable instance of the type was November 20–27, 1917, during the Battle of Cambrai, which began in the early morning of November 20.

An instance of the transitional type occurred on March 19–20, 1918: it was followed by fair weather in the evening of the 20th, and inland fog on the morning of the 21st, when the Germans began their offensive.

Type IA. is a modification of Type I., in which the anticyclone occupies a more Northerly position. It is usually associated with fair weather in Flanders, as at the end of July 1916, March 24, 25, 1917, and December 1917.

A rather indefinite form of IA. existed also on July 28, 1917, and broke down with thunder-storms. Usually a breakdown of this type comes, owing to a depression spreading down from the North, and bringing in winter milder but unsettled weather.

The type is much less persistent than the reverse type No. VI., and less favourable for a spell of fair weather.

TYPE II.

This is a type in which little or no rain falls in Flanders, but it is frequently persistently dull, with indifferent visibility; and on the high ground of the Boulogne-St. Quentin Ridge there may be drizzle or drifting fog. Much depends on the weather at Scilly: if it is cloudy or overcast there, and misty, the weather in Flanders is almost certain to be dull with this type.

A notable occasion was the 12th and 13th of October 1916: the operations of the 13th suffered considerably owing to the low cloud between Albert and Bapaume, which prevented the full co-operation of aeroplanes.

On March 17, 1917, on the other hand, during the German retreat from the devastated area, the same type was accompanied by fine weather.

The causes of the difference are not very clear, but this is a type where more detailed information from Western stations and information from the Atlantic, including information about humidity and upper air temperatures, would be of great assistance to the forecaster.

TYPE III.

In this type NE. France is in the middle of the region between the anticyclone to the South and the depression to the North; in the region of straight Westerly isobars, in fact. Fresh or strong winds between West and SW. prevail, and the weather varies: at times heavy rain falls and at times the sky is almost cloudless. The forecaster is much puzzled: the rain comes when he expects fair weather, and the fair weather when he expects it to be at least dull. He sees slight indications of a secondary disturbance passing like a wave along the isobars from West to East: he expects rain in front of the trough; instead, he gets fair weather in front of the trough and rain behind it. So he decides that he will not be caught the next time; but the next time either the reverse happens or the weather is continuously dull, or thunder-storms and squalls come along, as on August 26, 1916, when several aeroplanes failed to return through a squall coming from the West while they were over the German lines.

The elucidation of these differences can probably be achieved by a combination of Sir Napier Shaw's results on the travelling disc of rotating air, with details of the upper-air temperatures and humidities. The heavy rain and squalls are caused by

instability arising from a saturated layer spreading over the lower current: the drizzle or low cloud from a saturated lower current moving beneath a potentially warmer upper current.

TYPE IV.

This is a transient type. It occurs with depressions moving across Scotland or North of it. It may follow Type I. or Type III. It is usually associated with fair weather; but occasionally in Flanders the sky remains overcast, and the wet weather of the advancing depression begins before the clearing anticipated in the rear of the retreating depression materialises. This is especially the case if the ridge is "flat": the explanation appears to be that the current, instead of coming to Flanders across the hills of Ireland and Wales, keeps a more Southerly course; and the high ground of NE. France is then sufficient to produce or maintain the cloud formation: whereas in the case of the sharp ridge any condensation which is to be got out of the current by orographic causes is precipitated in the British Isles. It may also be that the NW. burst of colder air behind the depression never reaches NE. France, which continues in the more humid Westerly current.

In addition to steepness of ridge, another decisive factor for mainly fair weather and bright, is in fact relatively low temperature in the NW. of Ireland at the time when that region is situated in front of the ridge.

In *Type IV_A*. the depressions are on a more Southerly track, and produce stronger winds and more rain in NE. France. Northerly winds at Stornoway and Lerwick appear to be favourable for increase of intensity in the advancing depression. A notable case is that of November 11, 12, 1915. The type is not a very frequent one.

TYPE V.

In this type depressions move from SW. to NE. on the Atlantic, the centres keeping NW. of the British Isles. In NE. France the weather is usually fair; but if low cloud or fog sets in on the West coast of France, driving wet fog and rain or drizzle may be expected. Usually also with this type the wind attains less strength, especially South of the Somme, than would normally be anticipated from the fall of the barometer in the West.

In *Type V_A*. the Atlantic depression is situated further NW., and is very extensive, including within its sphere of influence the whole of the British Isles and Northern France. The weather in this type is more dull and wet, as a rule, than it is in Type V.

TYPE VI.

is a definitely fair weather type, with NE. or East winds in NE. France. It is, however, sometimes continuously dull and misty, without precipitation. It usually persists for some days, or changes into one of the other types, with rainless weather and Easterly or light variable winds, *i.e.* the rainless weather may last considerably longer than the precise isobaric type. The break-down of the weather usually comes with a depression spreading from the North, and bringing, in winter, milder conditions. But occasionally a depression from the Mediterranean spreads across France and changes the curvature of the isobars from anticyclonic to cyclonic, at the same time causing snow in winter.

In *Type VI_A*. the North-South radius of the anticyclone is greater and the isobars are less curved. This is also a fair weather type, but in summer it is one

favourable for the development of thunderstorms. The surface winds are South or SE., while the upper winds are South-Westerly: this change in direction arises from the thermal gradient: the air over the Continent is, roughly speaking, warm, and that over the ocean cold, which gives SW. to NE. mean isotherms and consequently a turning of the isobars to the SW.-NE. direction. This results in the cooler humid air from over the ocean passing above the warm dry air of the land: consequently instability is produced and thunder-storms.

Types VI. and VII. predominated in the period September 22-27, 1916, when successful operations were carried out in the Somme Battle during the fair weather spell, which was eventually broken up by thunder-storms late on the 27th.

TYPE VII.

is from one point of view merely a further extension of the change from VI. to VI_A. The anticyclone is in about the same position, but the curvature of the isobars has become cyclonic in the region under consideration. This is sometimes a transient type, but sometimes it persists with little change in the relative positions of high and low. The winds are South-Easterly in Flanders, and the weather usually either unsettled or only temporarily fair.

Type VII_A. is a modification of VII., in which the depression is centred further South-East, so that winds over Flanders are Easterly or even slightly North of East. There is usually some precipitation in Flanders, though not generally in large amounts. A notable occasion of this type was November 18, 1916, during the Battle of the Ancre: on that occasion snow fell, and the wind was strong or high, so that conditions were of the "blizzard" type.

Type VII_B.—The depression is larger and is well away from land: the curvature of the isobars is very slightly cyclonic: usually the weather is fair: the type may last for a few days, but it is also often a prelude to one of the less settled types, such as II. or V_A. A notable occasion of this type is found towards the end of January 1917, during the great frost of that year.

Type VII_C.—In this type the curvature has become definitely anticyclonic, with the high pressure centred over Scandinavia and the Northern Baltic. This type is definitely equinoctial: it is very rare in midwinter and midsummer. It is associated with fair weather in Flanders, with NE. winds; sometimes, however, the weather is dull and misty, the mist apparently coming from the Baltic and forming low cloud over the high ground of the Boulogne-St. Quentin Ridge. The rainless weather of this type usually lasts for days.

This type preceded Type VII_B. in the long spell of frost in January-February 1917. It followed Type VII_B. in June 1917, during the Battle of Messines, for which a week's fair weather was forecasted and came.

TYPE VIII.

The anticyclone is centred North of Faroe, and North France is in a region of low pressure. Winds in Flanders are light and mainly Easterly. The type brings snow in March, though not as a rule heavy snow.

Type VIII_A. is similar to Type VIII., but the anticyclone is further South, and the winds in Flanders are definitely NE., moderate or fresh inland, strong or high at Calais. (It is worth noting, specially in connection with East and NE. types,

how high the wind gets at Calais even when it is moderate inland.) This is a fair weather type: whether it is going to be dull or bright depends much on the conditions over Denmark and the Baltic. Overcast weather and mist there mean dull weather in Flanders.

Type VIII_B.—The anticyclone is centred over Great Britain: winds in Flanders are still Easterly, but less strong, and the weather is definitely fair and usually also bright. A notable occasion of this type occurred at the end of May 1918 (May 27–31), when the Germans made their great attack on the Aisne against the French.

TYPE IX.

The anticyclone is NW. of Scotland, and Northerly winds, with NE. upper winds, prevail across Great Britain and North France and Flanders. The weather is usually dull, with banks of cloud drifting over from the North Sea: drizzle is frequent, and sometimes there is appreciable rain. So far as Flanders is concerned, the type is a "Sea" type, *i.e.* the wind has had a long stretch of sea to come over, and unless there is very good reason to the contrary the weather will naturally be overcast. It is not easy to realise this with a generally rising barometer and an anticyclone apparently spreading towards Flanders; but experience shows that the fulfilment of the promise of fair weather with Type IX. is nearly always postponed later than anticipated.

Type IX_A.—The anticyclone is in a similar position, but the depression is further North and is centred near Flanders: this is an unpleasant type: it is dull: it may be wet or snowy: it is generally cold for the time of year: and it persists sometimes after promising to change to a fairer type. The most notable example in all history of this type is the one which persisted in the first three days of August 1917, at the beginning of the Battle of Ypres. On that occasion the heavy rain was practically confined to the area North of Arras. Another example occurred at the beginning of November 1915.

Type IX_B.—In this type the anticyclone is centred over Great Britain, and the depression is far to the SE. In this type there is usually very little rain though it may be dull drizzling weather: on some occasions, however, it is fair and bright with this type (April 1917). An example occurred at the end of June 1917, in which this type followed IX_A, and brought a gradual improvement in the weather.

TYPE X.

This is a Northerly type, with the anticyclone to the West of Ireland. It is usually a transient type, and is frequently accompanied by rain or snow in its earlier stages, followed by fine weather: if the type is transient between depressions moving from NW. to SE. the fine weather is usually a very temporary affair, and is followed by wet or snowy weather, as in April 1917, during the Battle of Arras. If, on the other hand, the type changes over to a IX_B. or VIII. type, the fine weather will probably come more slowly and last longer.

TYPE XI.

This is the typical fair weather anticyclonic type. It may be cloudy and, in autumn, overcast, but it is more often bright in the day, with mist in the early morning. The wind is light and variable. This type prevailed immediately after the Armistice in November 1918 and at the time of the German offensive in March 1918.

Type XI.—The characteristic feature of this type is an anticyclonic band, cut in the middle by an area or trough of relatively low pressure, but only slightly lower in the trough than the general level in the band. The type is most frequent in April and May. Usually there is little or no rain, but frequently the weather is overcast near the trough, and sometimes there is drizzle or slight rain: and in summer thunderstorms often occur with this type, or immediately after it.

TYPE XII.

This is the V-shaped depression. In front it is usually mild: behind it the weather is cool. If it is of the well-defined quickly moving squall type, the weather, wet in front of and in, the trough usually improves after the trough has passed and the visibility becomes very good. Sometimes, however, the trough sticks, as at the beginning of September 1915, and the dull wet weather then persists.

TYPE XIII.

The characteristic feature of this type is a large area of low pressure in which a number of smaller shallow "lows" are found. It is not of very frequent occurrence. It is usually associated with raw weather in winter and with thunder-storm weather in summer.

Type XIII. is the converse of Type XIII., being a large area of high pressure in which a number of smaller "highs" are found. The weather is generally fair, but thunder-storms may occur in summer.

TYPE XIV.

This is the "dumb-bell" depression. Usually the two depressions rotate in a counter-clockwise direction, and the whole system simultaneously moves forward, most frequently in an Easterly direction. Heavy rain or snow is associated with depressions of this type, but in the area between the two centres there is usually a patch of bright weather.

The very wet August of 1912 was characterised by a relatively large proportion of depressions of this type, the most notable being that which caused the exceptional rain near Norwich.

April 11, 1917, was also a notable example: heavy rain, sleet, and snow fell in NE. France (third day of the Battle of Arras).

TYPE XV.

is the converse of Type XI.: it is typical cyclonic conditions, with stormy unsettled weather. An excellent example is the mid-day chart of December 27, 1915. Another is the morning chart of August 28, 1917, when the gales in NE. France blew trees down on so many telegraph lines that the chart itself could not be issued in France, the telegrams not arriving in time, owing to the great congestion caused by the damage due to the gale.

Usually the cyclone moves quickly away, but sometimes it persists for days, with little change of position, though it usually fills up in such cases. When this occurs the weather may be fair in spite of the isobars.