

Year 2009

The following represents an assessment of the weather experienced across the UK during 2009 and how it compared with the averages for the period 1971 to 2000.

Daily maximum, minimum and mean temperatures were generally about 0.5 °C above the 1971-2000 average across the UK, making 2009 a slightly warmer year than 2008 and the equal 15th warmest in a series from 1910. Spring and autumn were both very mild and the summer was slightly warmer than average.

In contrast, January was cold in the south of the UK and the year ended with a spell of very cold, snowy weather from mid-December.

Annual rainfall was somewhat above average for the UK overall. 2009 was the twelfth-wettest in a series from 1910 - similar to 2007 but not as wet as 2008. With the exception of Northern Ireland and western Scotland, spring was relatively dry. The summer was wet (the third disappointing summer in a row) and comparable to 2008. It was the wettest July on record in England and Wales. The unsettled weather continued through August before a return to drier weather, although north-east Scotland received well above average rainfall through September and October with some serious flooding. Mild, wet weather persisted through November, making it the wettest on record across the UK. Severe flooding occurred in the Lake District after prolonged rainfall. The year ended with some widespread snowfalls, particularly in Scotland, northern and eastern England.

2009 was a sunny year across the UK, the main exception being the Scottish Borders; it was the twelfth-sunniest in a series from 1929. March and December were particularly sunny compared to normal.

UK statistical summary

Mean temperature

The mean value is 9.2 °C, which is 0.6 °C above the 1971-2000 average.

Rainfall


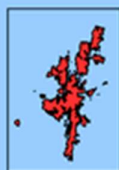
The total is 1213 mm, which is 108% of the 1971-2000 average.

Sunshine

The total is 1467 hours, which is 108% of the 1971-2000 average.

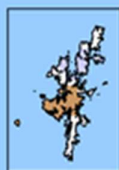


Annual 2009
Mean Temperature
1971-2000 Anomaly






Annual 2009
Rainfall Amount
% of 1971-2000 Average

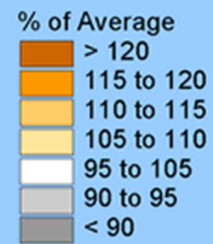
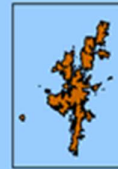


% of Average





Annual 2009
Sunshine
% of 1971-2000 Average



© Crown copyright