

## Autumn 2010

The following represents an assessment of the weather experienced across the UK during autumn 2010 (September, October and November) and how it compared with the averages for the period 1971 to 2000.

The UK mean temperature for autumn was 8.9 °C, which is 0.3 °C below-average. Mean temperatures were 0.5 °C above average during September, 0.2 °C above during October and 1.6 °C below in November. September saw mean temperatures above normal in the north of the UK and near normal in the south. The October mean temperatures were near normal in all areas. A very cold last week in November resulted in mean temperatures for the month being typically 1.5 to 2.0 °C below average, and the coldest November across the UK since 1993.

The UK autumn rainfall was 101% of normal. Some coastal areas of north-east England recorded over 150% of average, whereas the Northern Isles, north-west Scotland, central and southern parts of England were drier than normal. Amounts were above average during September (114%), below average during October (86%) and near average in November (104%). September saw above average rainfall across the northern half of the UK, and it was particularly wet in Northern Ireland (172%) - the wettest September there since 1999. In contrast, Northern Ireland received below average rainfall in October, but elsewhere, October's rainfall was near normal. In the last week of November, significant snow fell across the eastern half of Scotland, in north-east England and, at the end, in south-east England. Precipitation totals were more than 200% across parts of north-east England, but November was drier than normal in north-west Scotland and the Northern Isles.

Sunshine totals for the autumn were around 20% above average across much of Northern Ireland, Wales, the western halves of England and Scotland and the Northern Isles. Durations over the UK were near average during September (102%) and above average in both October (116%) and November (111%). It was the equal-sunniest October in Wales, and the second sunniest November in Northern Ireland, in series from 1929.

### UK statistical summary

#### Mean temperature

The mean value is 8.9 °C, which is 0.3 °C below the 1971-2000 average.

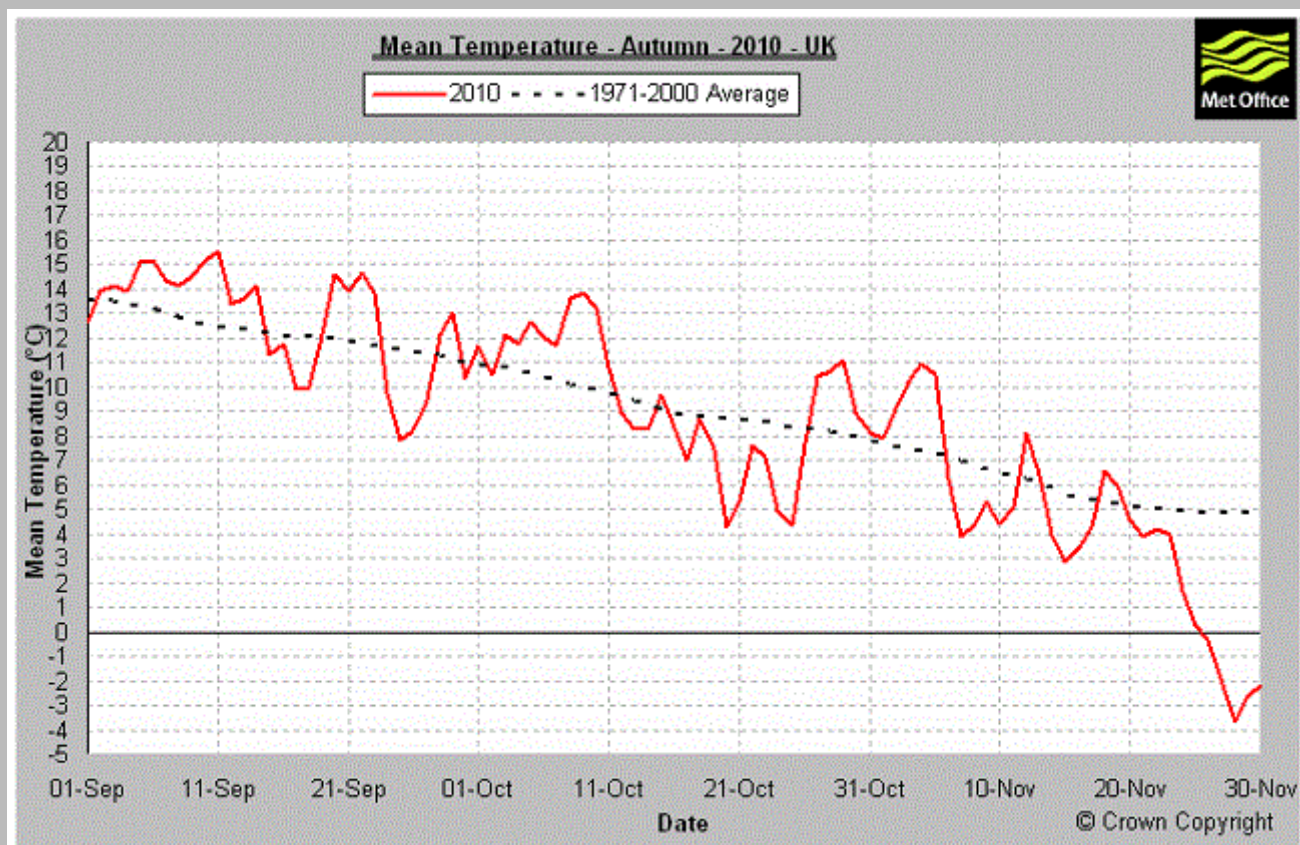
#### Rainfall

The total is 338 mm, which is 101% of the 1971-2000 average.

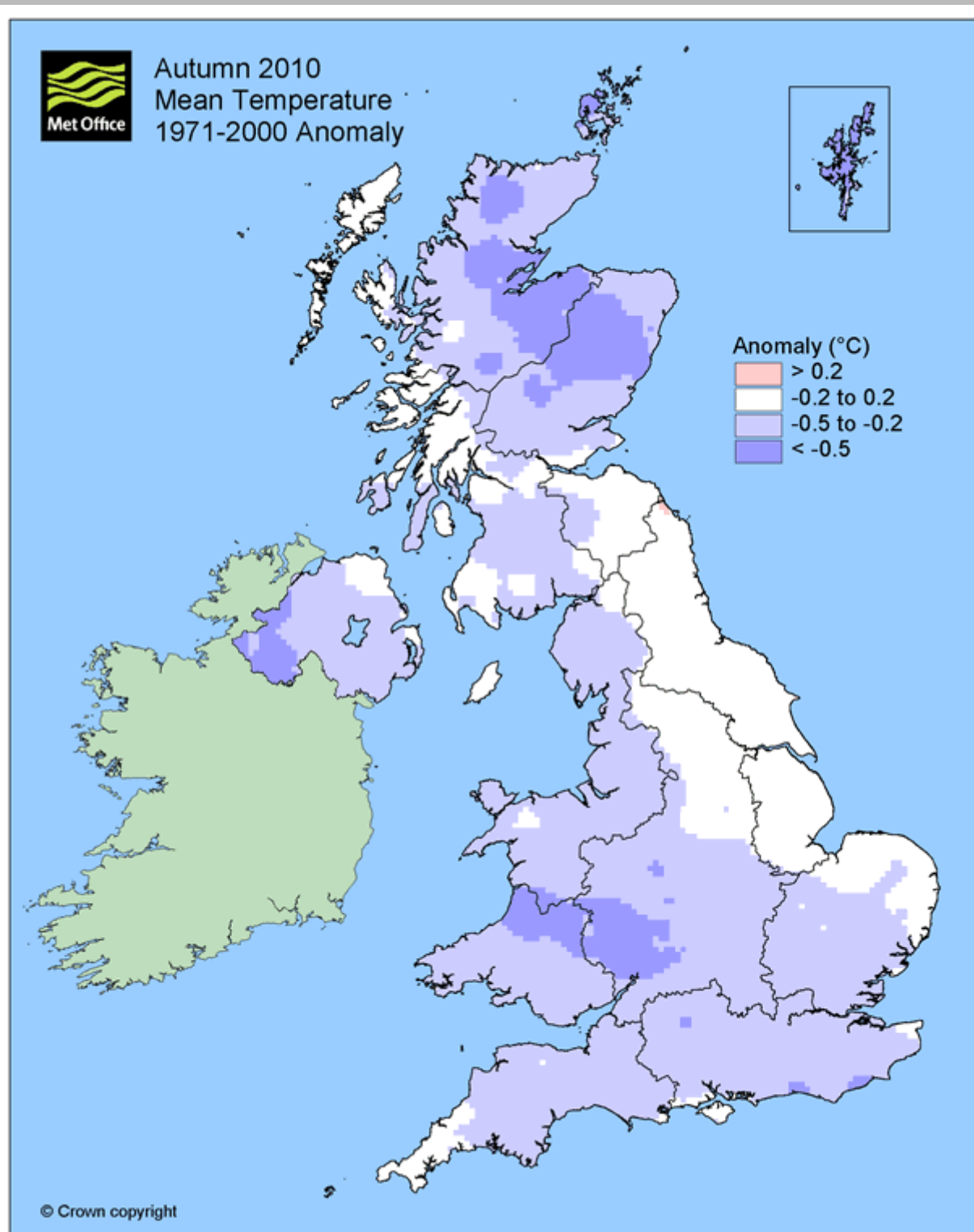
#### Sunshine

The provisional total is 297 hours, which is 109% of the 1971-2000 average.

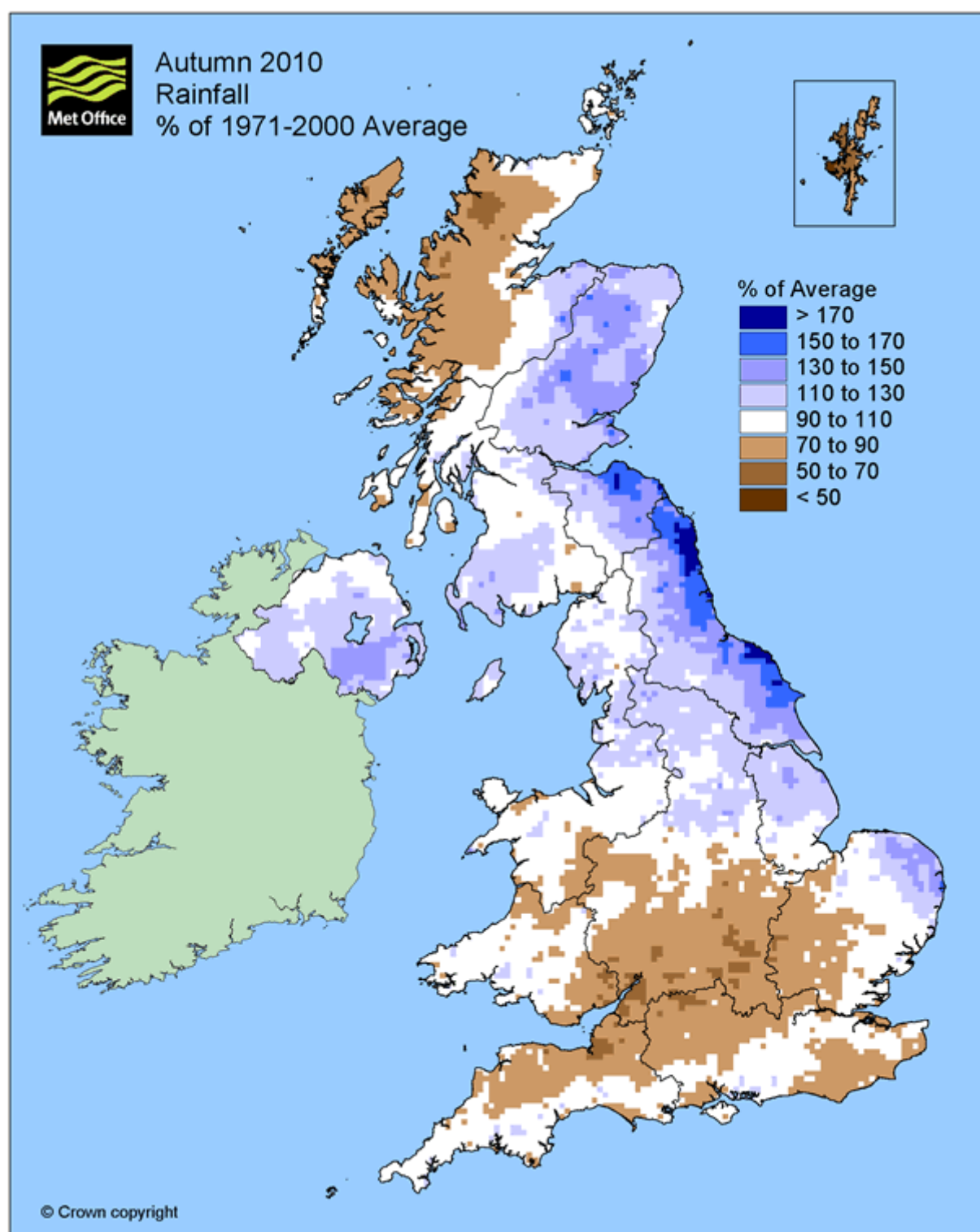
## Provisional graph of UK daily mean temperature for Autumn 2010



## Mean temperature anomaly (difference from average) map for Autumn 2010



## Rainfall percent of average map for Autumn 2010



Last updated: 27 February 2013