

Autumn 2013

The following represents an assessment of the weather experienced across the UK during Autumn 2013 and how it compares with the 1981 to 2010 average.

Mean temperatures for the UK were slightly above average for autumn as a whole. Temperatures were near average during September, 1.7 °C above during October, and 0.7 °C below during November. September opened with fine summery weather but then became more unsettled and stormy towards mid-month, with more typical autumn temperatures for the second half. October was mostly unsettled but, with an airflow frequently from the Atlantic, notably mild. November saw some cold, wintry weather from mid-month.

There was a north / south contrast in autumn rainfall patterns across the UK. Scotland and Northern Ireland were drier than average whereas parts of southern and central England were rather wet. Most of the UK was drier than average in September, particularly some parts of eastern Scotland and eastern England which received less than half. In contrast, except for northern Scotland, October was a wet month; for England it was the wettest October since 2000. The St Jude's Storm of 28 October brought heavy rain and damaging winds to southern parts of England and Wales. November saw near or below average rainfall for most areas.

The west and south of the UK had below average sunshine during autumn, but parts of northern and eastern Scotland and eastern England saw more than average. Sunshine was slightly below normal in September, and more markedly so in October, but with significant regional variations. In contrast, November was a sunny month, particularly across eastern Scotland. For Scotland overall, this was one of the sunniest Novembers in the series from 1929.

UK statistical summary

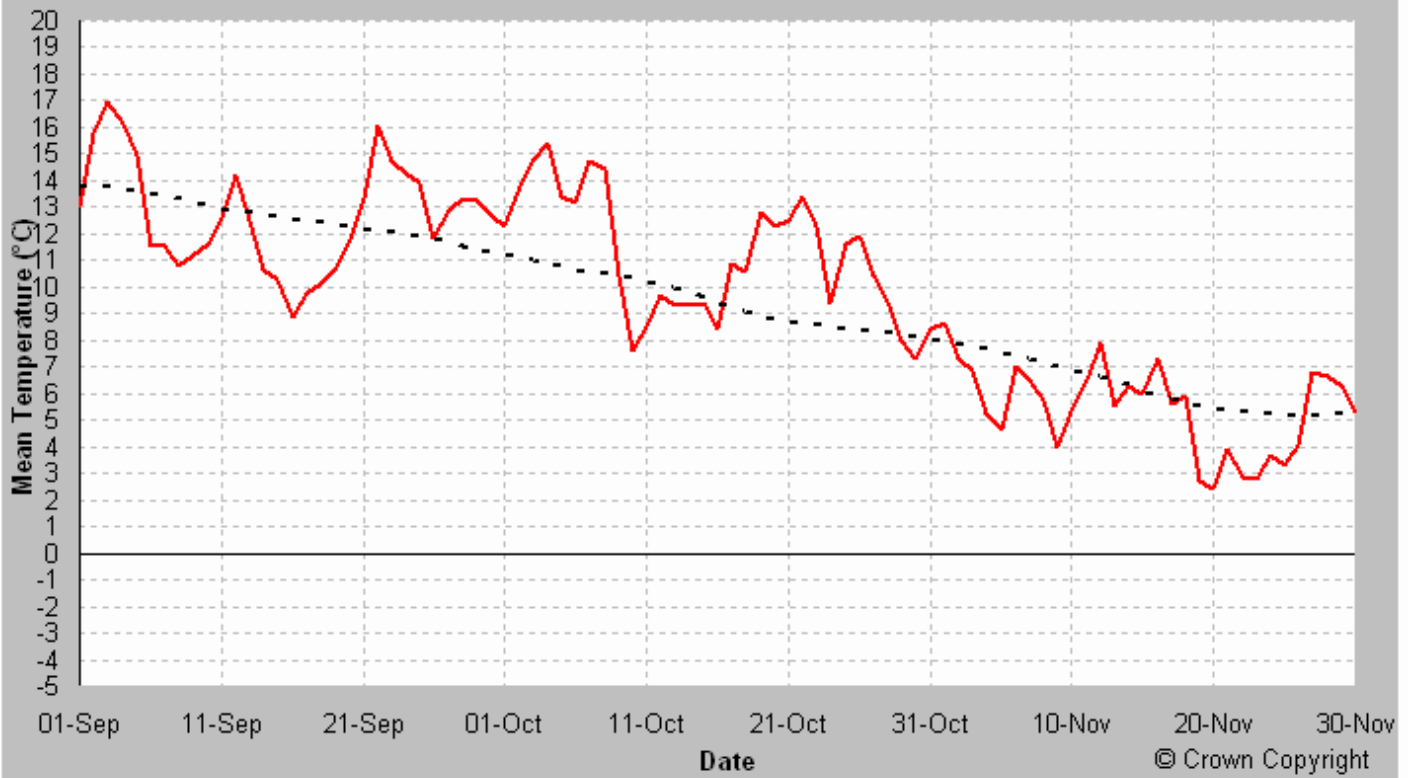
Mean temperature	Rainfall	Sunshine
The mean value is 9.8 °C, which is 0.4 °C above the 1981-2010 average.	The total is 326 mm, which is 95% of the 1981-2010 average.	The total is 264 hours, which is 96% of the 1981-2010 average.

Last updated: 16 April 2014

Mean Temperature - Autumn - 2013 - UK

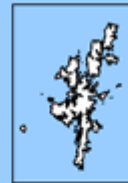


— 2013 - - - 1981-2010 Average



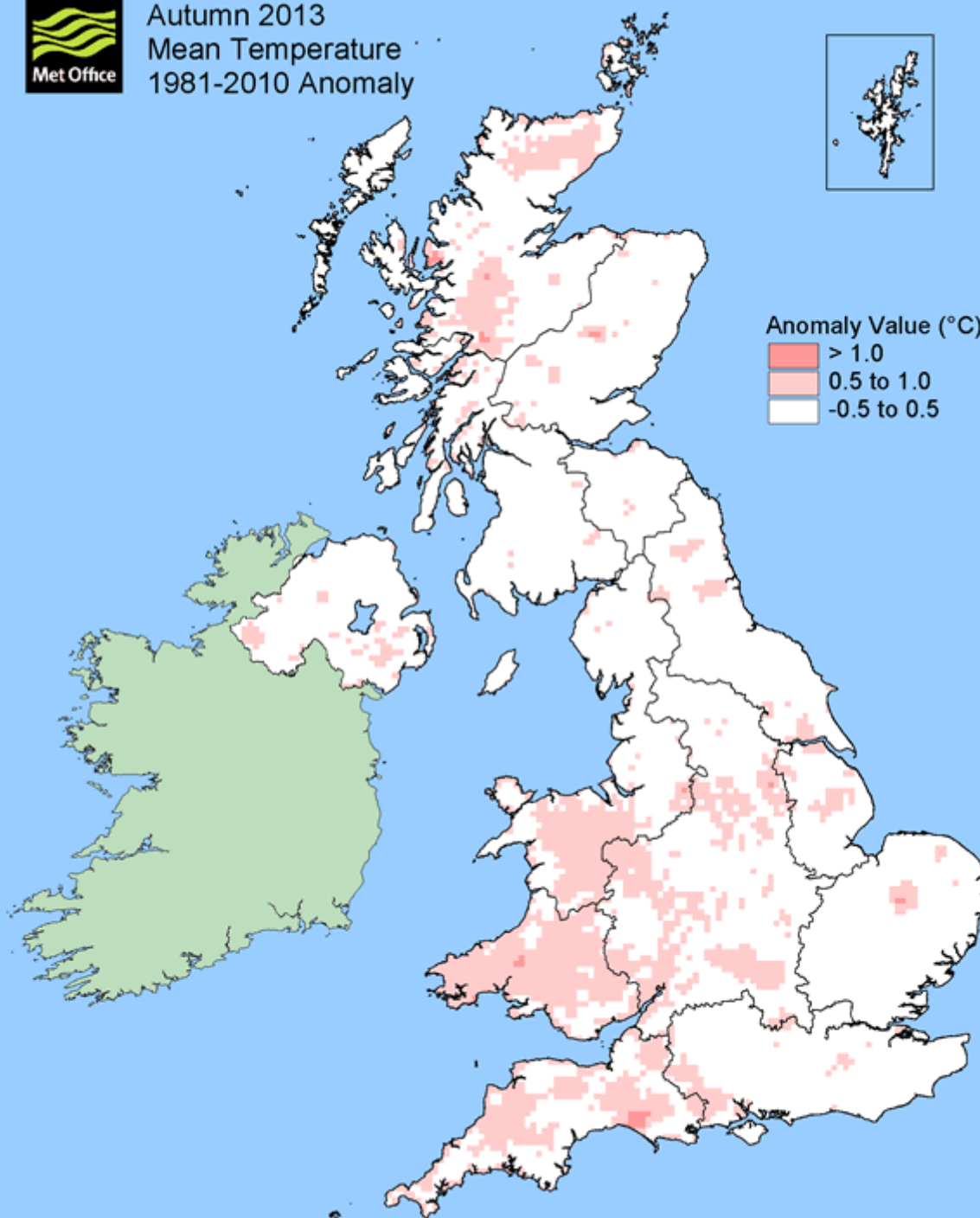


Autumn 2013
Mean Temperature
1981-2010 Anomaly



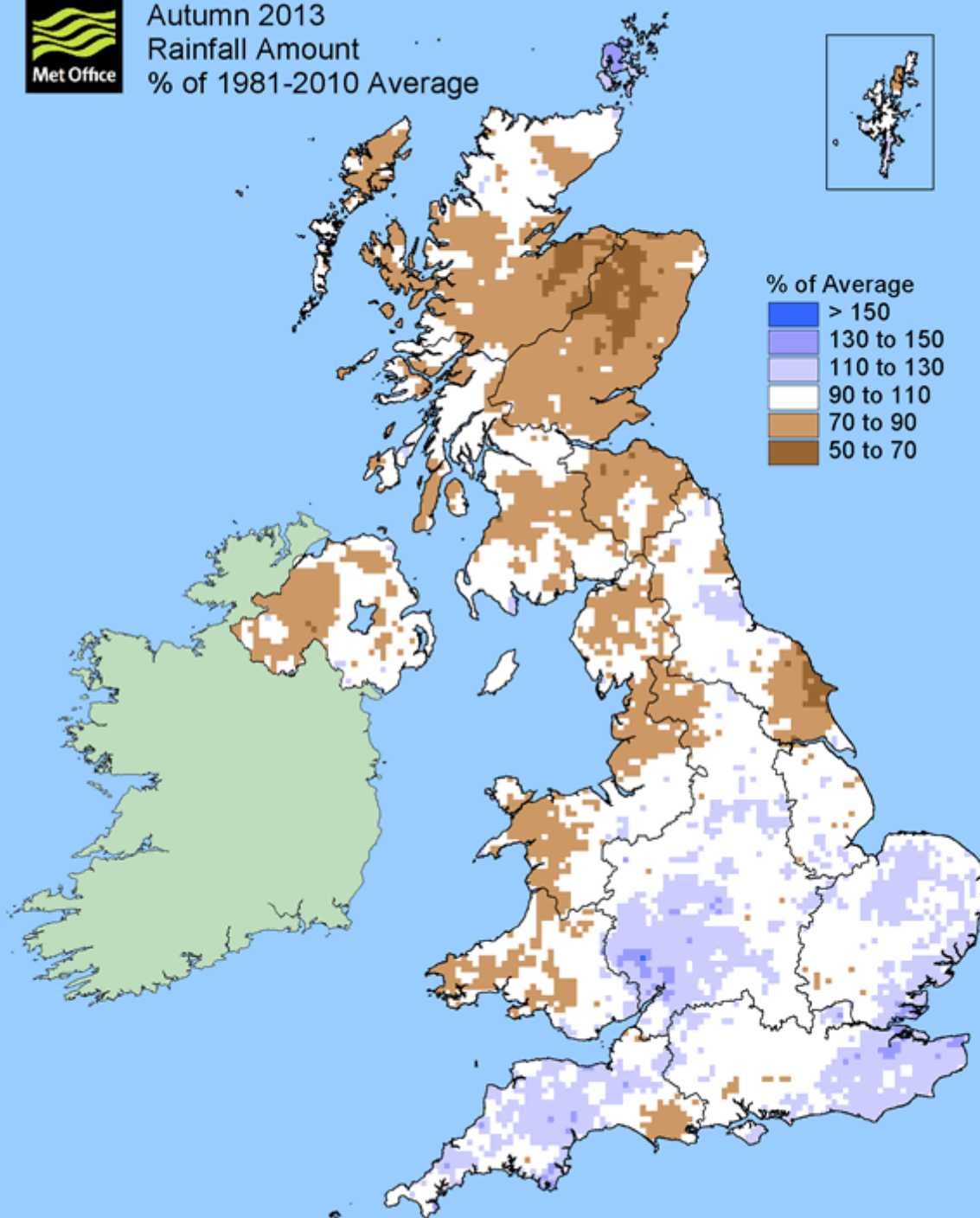
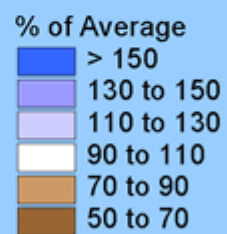
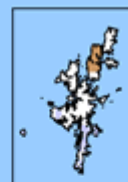
Anomaly Value (°C)

> 1.0
0.5 to 1.0
-0.5 to 0.5





Autumn 2013
Rainfall Amount
% of 1981-2010 Average



© Crown copyright