

Brookline

1833 - 1841



b denotes Blue Sky—whether with clear or hazy atmosphere.
c Cloudy—*i. e.* Detached opening clouds.
d Drizzling Rain.
f Fog—*f* Thick Fog.
g Gloomy Dark Weather.
h Hail.
l Lightning.
m Misty or Hazy.—So as to interrupt the view.
o Overcast.—*i. e.* The whole sky covered with one impervious cloud.
p Passing Showers.
q Squally.
r Rain.—*i. e.* Continuous rain.
s Snow.
t Thunder.
u Ugly threatening appearance in the Weather.
v Visibility of Distant Objects.—Whether the sky be cloudy or not.
w Wet Dew.
. Under any letter denotes an Extraordinary Degree.

0 denotes Calm.

1....	Light Air	just sufficient to give	Steerage way.
2....	Light Breeze	with which a well-conditioned man-of-war, under all sail, and clean full, would go in smooth water, from	1 to 2 knots.
3....	Gentle Breeze ...		3 to 4 knots.
4....	Moderate Breeze..		5 to 6 knots.
5....	Fresh Breeze	in which the same ship could just carry close hauled	Royals, &c.
6....	Strong Breeze ...		Single-reefs and top-gallant sails.
7....	Moderate Gale ...		Double-reefs, jib, &c.
8....	Fresh Gale.		Triple-reefs, courses, &c.
9....	Strong Gale	with which she could only bear	Close-reefs, & courses.
10....	Whole Gale		Close-reefed main top-sail and reefed fore-sail.
11....	Storm		Storm staysails.
12....	Hurricane	to which she could shew	No canvas.

Dunce, Centre, A

Book. 3.

1033



Meteorological Journal

9th Cambridge Place ^{*Place No. 8*} *Kept in Cumberland S.⁸, Bryanstone Square*

From Jan^y 1. 1833 to June 1833

In Somerset Place N^o 8

From July 1833 to September 1837

[In Gloucester Place 11 Portman Sq^{re}
From September 1837 to December 1837
Thelud

? from January 1838 to 17 March 1841

ANON

Metropolitan Journal
Published by the
Metropolitan Society
No. 100 Nassau Street
New York

1833 January	Barometer 9 am.	Thermometer		Wind	Weather	Remarks	Days Age
		Min ^m	Max ^m				
1	30.32	30	31	SE	7. Bm		
2	29.99	42	44	SE	1.1 Fo. D.		
3	30.31	39	41	NE	6 R. C. D		
4	40	33	34	NE	6 0		
5	25	28	32	E	2 0		
6	30	27	34	SE	1 Bm		084
7	33	26	27	W	1 Bf		
8	46	34	35	0	0 Fo.		
9	40	32	33	E	2 Om		
10	21	26	28	ESE	4 Of		
11	29.87	26	31	SE	4 7B		
12	78	29	31	E	6 Bf. 0		
13	80	38	38	E	3 Rf		11.7
14	30.11	38	40	NE	2.6 Bf		
15	08	34	38	NE	6 0		
16	11	36	38	NE	5 Og. Bc		
17	08	35	36	NE	5 0. D		
18	01	33	35	NE	5 0. p. d		
19	11	34	34	NE	4 Of p		
20	11	34	36	NE SE	3 Of		
21	17	28	30	SE E	5 Bf		
22	25	26	28	ESE	5 Bf		
23	40	25	25	0	0 7. Bf		
24	37	25	32	NE	5 7. Bf		
25	11	26	29	E	1 7. Bf		
26	07	30	35	SW	2 Of		
27	09	28	35	SW	3 Bf d		
28	29.93	35	37	SW	1 Fo d		
29	38	37	40	ESE	3 R		
30	43	35	37	S. NE.	2 A. Bc		
31	64	28	32	W	3 R. S. R		
Mean	30.093	31.52	34.0	39.0	3.6	Fair R or P S	9 11 1



1823 February	Barometer 9 am.	Thermometer		Wind	Weather	Remarks	D's Age
		Min ^o	Max ^o				
1	29.37	33	34	2W	6 P. Bc		
2	28.87	44	45	W. W. g. 8	R		
3	29.6	40	45	W	9 Bc		
4	53	37	40	W	8 R. P		0 6 1/2 P
5	73	41	46	W. W.	4.8 Bc		
6	91	42	48	SW	8.5 Bc. Pd		
7	72	45	48	SW	5 Bc		
8	70	42	50	W	6 Bc		
9	61	40	49	SW	2 Bc		
10	33	45	46	SW	6 R		
11	34	45	47	SW	9 Bc. R		
12	41	38	45	W. W.	8 Bc. R		
13	25	44	46	SW	8.10 P. R		
14	08	42	45	SW	8.10 P. R. R		
15	02	35	38	W. W.	8.3 Bc		
16	57	29	33	W. W.	2.6 Bc. Br	8. 2nd Clouds from NE	


My beloved Mother, at 8 M. in her 94th year.

C / P

17	63	34	36	47	SW	5 O. R.	
18	48	38	40	51	W	6 Br. P	
19	72	34	39	49	W. W.	4.6 Br. C	
20	28.97	38	43	49	W	9.10 P. R	
21	29.62	37	43	46	E	6 P	
22	87	38	40	45	E. N. E.	6 P	
23	81	33	36	44	W. E.	6 O	
24	53	34	36	45	SE	5 R	
25	50	34	38	50	W	2 Br	
26	31	39	46	51	S	7 R	
27	04	39	41	46	SE. W.	6 R	
28	20	32	39	45	W. W.	5 8 M. B. R	
29	28.97						
30							
31							
Mean	29.433	38.21	41.89	50.07			

~~plates~~

• 5 P



Four 8
R. or L. 20

1833 March	Barometer 9 am.	Thermometer		Wind	Weather	Remarks	D's Age
		Min.	Max.				
1	28.91	36	40	SW W 8	mb. P		
2	29.63	33	38	SW 3	mb. P		
3	64	38	46	S 3	O Bm		
4	56	45	47	SE 4	O. Bp		
5	88	34	38	SW W 1.1	76		
6	30.00	38	42	N 6	Bmc		O 7A
7	13	34	38	N 6	Bp. sleet		
8	17	29	34	NE E N 6	Bps	Light showers	
9	07	28	33	E NE 5	PS	D	
10	29.88	31	36	E NE 4	PS	D	
11	90	30	35	NE 6	PS		
12	97	32	34	NE 5	O C		
13	90	26	31	—	O Bm		C 8A
14	31	25	31	SE 2			
15	33	28	35	NE 6	Bc		
16	41	34	40	NE 7	— ^p Ac		
17	41	38	39	NE 6	Og. R		
18	62	38	40	NE 6	R	Villanova Weather—	
19	83	33	39	NE N 7	BcP		
20	30.04	26	35	NE 8	BcP		
21	29.78	30	38	NE N 4	9p		
22	82	30	36	SE 1	S		
23	80	26	31	SE 2	S. Bp		
24	82	28	34	NE 4	PS		
25	75	34	37	SE 1	B.		
26	48	32	37	NE 1	S. C		
27	97	32	39	SE 1	Bc		
28	95	31	38	SW 0.4	Bf		
29	87	33	43	SW 3	Se. Bc		
30	64	35	41	SW 2	Bmc		
31	67	33	39	NE 2	Bm		
Mean	29.746	32.26	37.56	45.38			



Fair — 9
Rain — 15
S. — 7


Beautiful spring day.

D 11P

} High Clouds, from NE

• 11A

1833 April	Barometer 9 am.	Thermometer		Wind	Weather	Remarks	D's Age
		Min ^m 9 am.	Max ^m				
1	29.35	40	46	SE	3	Cl. P.	
2	28.97	45	52	SW	2	O-F. pd	
3	29.38	40	45	SW	5	C. R. P.	
4	41	43	49	SE	4	P. R.	0.37
5	70	41	48	SE	1	BC	
6	84	41	48	SW	5	BC	
7	76	35	44	SE	5	C. R. BC	
8	83	36	47	SE	3	BC	
9	98	35	47	SW	3	B. M. P.	
10	76	41	52	SW	4.8	O. P.	
11	33	39	47	SW	6	pp. l. h.	0. min.
12	28	35	44	SW	5	P.	
13	65	35	45	SE	4	O	
14	35	38	44	SE	4	B. p. h.	
15	44	33	45	SW	5	P.	
16	34	33	44	NE	5	P	


17	8	50	33	41	55	W	5	P	
18	4	53	34	41	55	W	5	P	
19	0	84	32	45	59	WNW	2	B. P.	
20	0	94	39	47	57	WNW	3	C. P. Co-	
21	0	30.09	37	49	57	SE	1	BF	0.8A
22	0	10	37	48	63	O		O. BC	
23	0	08	39	52	64	O		BF	
24	8	29.90	48	54	55	E	4	R. B. p.	
25	4	30	40	45	48	SE	4	O. p. pd	
26	0	11	36	46	64	SW	1	Bm	Elm Buds opening
27	0	29.93	46	52	63	SW	4	D. O. C.	0.6A
28	0	68	47	54	62	SW	3	BC. p. h.	
29	0	58	36	48	62	SW	6	Bm. Pd	
30	0	57	34	47	60	SW	6	P.	
31	8								
Mean		29.670	38.4	47.3	57.		3.26	Fair 10 R. or P. 20	

1833 May	Barometer 9 am.	Thermometer		Wind	Weather	Remarks	D's Age
		Min.	9 am. Max.				
1	29.60	40	54	60	SW	6.8 O.P.	
2	47	49	52	58	SW	6.8 O.P.	
3	68	52	57	64	SW	5 O	
4	80	52	62	76	—	BF	
5	30.13	54	64	70	NE	2 Br	
6	37	47	57	67	E	4 Br	
7	30	48	57	68	NE	6 Br	
8	.01	50	52		NE	5 O	
9	29.77	49	59	74	SW	6 Br	
10	83	48	57	65	SW	2 Br	
11	98	47	57	72	—	0 Bcf	
12	98	50	65	76	S	1 Br	
13	98	53	64	75	SW	3 Br	
14	30.07	49	60	74	SW	1 Bcan	
15	29.91	56	73	81	SW	1-5 Br	
16	82	57	72	81.5	S	1.5 Br	
17	82	57	73	82	NE SW	Br	
18	30.08	56	61	68	E	6 O Br	
19	10	51	63	64	ENE	8 O Br	
20	.00	62	61	67	SW	3 Bcan	
21	24	49	59	72	SW E	1 Br	
22	22	51	63	72	NE	1.3 Bcan	
23	23	49	62	72	E	3 Bcan	
24	17	51	64	74	E	3 Bcan	
25	24.98	50	68	79	SW N	7 O Br	
26	30.08	51	57	62	NE	7 O Bcan	
27	17	44	58	67	NE	3 Br	
28	14	45	62	72	SW N	3 Br	
29	14	46	62	66	E	6 Br	
30	13	46	57	67	ENE	6 Br	
31	12	44	61	73	E	4 Br	
Mean	30.011	50.23	61.07	70.45			



Fair — 28
Rain — 3
S. — 0

1833 June	Barometer 9 am.	Thermometer		Wind	Weather	Remarks	D's Age
		Min ^m	9 am.				
1	29.97	49	64	SW	2.6 Bmc		
2	618	59	65	SW	2 O. R		0 noon
3	44	50	60	SW	4 Bmc		
4	48	45	63	SW	6 Bmc		
5	56	45	59	WNW	5 CB		
6	72	46	62	WSW	5 CB 0		
7	84	53	67	WSW	2.7 BC		
8	30.00	54	64	WNW	2.6 P		
9	14	49	63	WNW	2 B		
10	14	52	63	W	4 of-BC	P	0 noon
11	29.61	57	66	SW	8.10 of-BC		
12	68	48	59	SW	9.6 BC	P	
13	63	48	54	SW	8.6 R. 0		
14	31	46	60	WNW	4 BC		
15	73	42	56	SW	3 O. R		
16	58	53	61	SW	5 BC		

17	70	51	63	SW	7 BC. P		0 11 p
18	94	51	63	W.S. SW 4	BC.		
19	93	54	66	SW SW 2	Bmc. P		
20	81	56	61	SW	4 P. BC		
21	92	49	64	WNW 2	BC		
22	83	51	63	W	2.6 BC. 0		
23	58	50	64	W	5 O. -	{ Removed to Somerset place W. 7.	0 3 1/2 P
24	57	48	68	WSW	BC. - P		
25	85	44	61	SW	BC		
26	71	49	58	SW	0. BC		
27	64	53	61	SW	P.		
28	77	54	65	SE	C. BC		
29	72	58	67	SE	BC.		
30	84	54	66	SW	BC.		
31							
Mean	29.74	50.7	62.5	71.3		Fair 20 Rain 10 S. - 4.19 2.2 9.6 0.0	

Though I removed on the 13th to Somerset place yet the Bar^m & Therm^o
are reduced by the mean difference to land. 3rd 1/2

No 7 Somerset Place
Somerset House
Strand


Rs

1838 July	Barometer 9 am.	Thermometer		Wind	Weather	Remarks	D's Age
		Min ^m	9 am.				
1	29.87	54	62	SW	B. tp		
2	95	47	61	W	B		
3	30.04	50	63	W	O		0
4	20	52	66	SW	B. C		
5	17	57	64	SW	C		
6	29.87	53	69	E	Bc		
7	66	61	67	E	O. D		
8	83	58	62	W	P		
9	30.12	55	60	N	C. Bc		
10	05	53	65	NNW	Bc		
11	29.93	58	64	NNW	O. PD		
12	87	56	58	E	O		
13	93	53	57	N	O		
14	30.01	53	60	N	O		
15	03	58	63	SE	C		
16	23	56	65	N	B		
17	30.24	59	69	SW	Bc		
18	18	64	70	S	Bc		
19	29.90	63	66	SW	Bc. P		
20	66	60	67	SW	C. P		
21	78	53	62	W	Bc		
22	83	52	59	SW	R. Bc		
23	76	57	64	WSW	O. P		
24	30.06	57	63	NNW	Bc		
25	31	53	63	SW	O. Bc		
26	34	53	65	WSW	B.		
27	30	63	71	W	Bc		
28	32	65	72	NNE	O. Bc		
29	35	59	67	E	B		
30	46	56	61	N	O. Bc		
31	43	53	60	NNW	Bc		0
Mean	30.06	56.1	64.1	71.5	<div> <div> <div>Fair</div> <div>24</div> </div> <div> <div>B. or P.</div> <div>7</div> </div> <div> <div>S.</div> <div>5</div> </div> </div>		

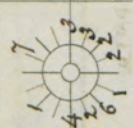
1833 August	Barometer 9 am.	Thermometer			Wind	Weather	Remarks	D's Age
		Min ^m	9 am.	Max ^m				
1	4	30.32	57	61	66	NE E	0	
2	0	32	53	58	64	NE	0. d	
3	2	30	53	60	65	N	C	
4	0	37	49	59	68	N	BC	
5	0	11	52	63	68	NE	C. P.	
6	1	17	49	59	67	NE	BC	
7	2	14	48	58	69	N	BC	
8	4	09	53	62	70	W	BC	
9	0	06	59	66	74	SW	BC	
10	2	03	53	64	74	W	C. R	
11	0	00	51	64	70	WSW	BC	
12	0	21	50	60	68	W	BC	
13	1	29	53	57	65	WNW	0	
14	2	65	51	59	65	NE	BC	
15	4	77	50	59	66	N	BC. 0	
16	0	79	52	61	65	SW	C. BC	
17	2	92	51	60	70	SW	BC. C	
18	0	83	53	59	70	SW	BC. R	
19	0	83	58	64	69	WSW	BC	
20	1	99	54	63	72	SW	BC	
21	2	90	62	64	75	SW	0.	
22	4	78	52	60	69	SW	BC	
23	0	66	57	61	68	SW	BC	
24	0	96	54	61	69	W	C	
25	0	30.13	53	60	64	NE	BC. C	
26	0	30	54	57	68	NE	0. C	
27	1	25	50	58	71	SW	BC	
28	2	26	53	63	74	SW	BC	
29	4	16	53	61	75	SW	BC	
30	0	89	56	61	68	SW	BC. R	
31	2	97	48	52	52	SW	D.	
Mean		30.00	53.0	60.6	68.4			




1833 Sept.	Barometer 9 am.	Thermometer		Wind	Weather	Remarks	D's Age
		Min.	9 am. Max.				
1	29.47	48	51	SSS	C		
2	29.46	41	50	SW	B		
3	29.48	71	50	SW	C. R		
4	29.44	94	47	SW	BC		
5	29.40	30	43	SW	BC		
6	29.44	28	45	SW	BC		
7	29.40	08	50	SW	BC		
8	29.40	29	52	SE	O. D.		
9	29.40	81	55	SW	BC		
10	29.40	30	58	SW	BC. O		
11	29.40	29.79	56	SW	O. D.		
12	29.40	29.94	48	SW	C		
13	29.40	30.15	43	SW	BC		
14	29.40	92	52	SW	C		
15	29.40	94	46	SW	BC		
16	29.40	69	52	SW	BC. R		
17	29.40	53	63	SW	C. D.		
18	29.40	78	62	SW	BC		
19	29.40	30.04	61	SW	BC. S.		
20	29.40	29.55	60	SW	C		
21	29.40	19	61	SW	F. BC		
22	29.40	06.5	61	SW	SW. BC		
23	29.40	29.88	64	SW	O. R		
24	29.40	43	62	SW	BC		
25	29.40	707	64	SW	BC.		
26	29.40	798	64	SW	F. BC		
27	29.40	895	62	SW	F. BC		
28	29.40	609	62	SW	C.		
29	29.40	934	61	SW	BC		
30	29.40	30.254	61	SW	CF		
31							
Mean	29.91	49.4	55.1	62.5			



1833 October	Barometer 9 am.	Thermometer		Wind	Weather	Remarks	J's Age
		Min ^m	9 am. Max ^m				
1	30.30	45	48 57	E ^t	7 B.Cm		
2	24	47	48 60	E ^t	7 B.Cm		
3	06	48	52 53	WNE	W		
4	14	46	51 60	WNE	BC		
5	12	45	52 59	WNE	CB. O		
6	15	49	53 61	WNE	O. BC		
7	16	48	51 60	WNE	7. BC		2 4 P
8	03	48	53 61	WNE	O		
9	17	48	51 57	WNE	BC		
10	24	47	53 56	E	O		
11	29.99	44	47 58	E	O. 8		
12	95	47	51 59	WSW	BC		
13	30.11	39	44 58	WSW	R		7 A
14	29.54	43	58 60	SW	BC. D		
15	22	48	50 54	W	BC. D		
16	21	41	45 50	W	D. O		

17	24	56	43	49	53	WNW	Cm		
18	0	67	41	46	51	W	BCm C		
19	6	43	43	48	53	W	BC		
20	0	57	38	42	50	W	MB. C		D known
21	0	52	50	54	57	SW	7.9 R		
22	6	53	54	57	58	SW	7 O. P		
23	8	32	53	57	57	SW	8 R. P		
24	4	64	48	54	66	SW NE 3.6	O BC		
25	0	54	56	57	58	SE	3 BC		
26	6	45	57	57	57	SE. NW 3.7	BCV pd		
27	0	78	50	54	60	ESE	2.4 O		
28	0	66	54	57	59	SE	3 R. C. Bm		0 4 P
29	6	62	53	56	62	ESE	2 Bcm		
30	8	84	50	50	62	SESE	1 W.		
31	4	89	43	44	58	SW	1 W		
Mean		29.83	46.9	57.1	58.1		Fair — 22 R. or P. — 9		

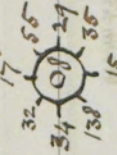
1833 November	Barometer 9 am.	Thermometer		Wind	Weather	Remarks	D's Age
		Min ^m	Max ^m				
1	29.80	50	57	WNW	7 R.C		
2	66	45	49	SW	79 O.		
3	67	48	51	WNW	7 O		
4	30.05	38	41	SW	3 Bm		
5	10	37	44	SW	3.8 O.P.		01A
6	29.91	45	53	WNW			
7			57	SW	7 R		
8	63	36	39	WNW	5 Bc		
9	88	38	40	W ⁷	2 O. Bf		
10	30.04	43	48	SW	3.6 O. Sc		
11	.00	47	49	SW	8.4 Oyl.		• 5P
12	.12	39	40		O 7		
13	14	40	44	SE	1 7		
14	07	36	39	Et	1 Bm		
15	00	37	39	ES	2 Bm		
16	29.81	38	43	SW	3 Bm		

17	0	90	41	48	53	SE E	1	R.O	
18	9	30.12	48	52	53	SE	2	70	
19	1	11	49	49	52	SW	2	Wet F.	08A
20	8	01	39	39	51	SW	1	Wet F.	
21	4	29.94	45	46	54	WNW	2	7	
22	9	57	46	55	57	SW	7.9	O. D	
23	6	58	44	45	50	SW	6	Bm	
24	0	53	41	47	50	SW	3	Bcm. R	
25	9	57	37	38	46	WNW	1	Bm	
26	1	30.04	35	37	44	SW	2	Bf	
27	4	29.80	34	41	46	SW	4	Bc	07A
28	4	38	38	45	53	SW. SSE	6.8	Om. R	
29	9	27	43	45	49	WNW	8.6	R. Bc	
30	6	95	40	44	51	SW	7	Bc	
31	0								
Mean		29.821	39.9	43.63	48.9		Fair — 22 Rain — 22 S. — 8		

183 December	Barometer 9 am.	Thermometer		Wind	Weather	Remarks	D's Age
		Min ^m	Max ^m				
1	29.95	50	53	SW	4 D. R		
2	30.03	43	49	W	4 O. Bc		
3	29.90	43	47	SW	3.7 O.		
4	30.01	48	54	SW	8 O. R		8 A
5	30.02	47	48	SW	7.5 O. Bc		
6	30.03	39	40	SW	5.8 Bc. O		
7	30.04	51	53	SW. 2.48	R. Bc		
8	30.05	38	41	SW. 2.48	Bc. R		
9	30.06	47	53	SW. 2.48	R. R		
10	30.07	43	43	SW. 2.48	Bc. O		
11	30.08	57	40	SW. 2.48	Bc. R		7 A
12	30.09	68	36	SW. 2.48	Bc		
13	30.10	34	37	SW. 2.48	1 Bc		
14	30.11	42	44	SW. 2.48	2 O		
15	30.12	44	49	SW. 2.48	2.7 R. O. C		
16	30.13	50	53	SW. 2.48	R		

17	30.14	44	47	SW. 2.48	R. P		
18	30.15	52	55	SW. 2.48	8.5 P R		5 A
19	30.16	70	48	SW. 2.48	7.8 P R. L.		
20	30.17	31	45	SW. 2.48	9 R. L.		
21	30.18	27	38	SW. 2.48	5 O. Bc		
22	30.19	46	38	SW. 2.48	4 R O		
23	30.20	30	47	SW. 2.48	0.3 R. P		
24	30.21	34	44	SW. 2.48	3 O. R		
25	30.22	41	45	SW. 2.48	1 O		
26	30.23	30.10	35	SW. 2.48	0.1 R		9 P
27	30.24	29.74	41	SW. 2.48	1 R. Bc. R		
28	30.25	77	36	SW. 2.48	3 Bc. R		
29	30.26	68	52	SW. 2.48	7 Bc P		
30	30.27	47	50	SW. 2.48	6.8 R. P		
31	30.28	45	52	SW. 2.48	8 R		
Mean :	29.623	43.9	47.22	51.81	5.2	10	
Annual Mean :	29.828	44.21	51.00	57.86	4.28	236	
Mean of Max & Min = 51.03%							

Direction of Wind during 1833




366 days.

1834 Jan.	Barometer 9 am.	Thermometer		Wind	Weather	Remarks	D's Age
		Min ^m	9 am.				
1	29.78	40	41	43	WNW	4.7 Bf	
2	30.13	38	39	43	WN	4.1 Bf	
3	02	35	44	51	W	5.7 D. O	0. Dec.
4	29.91	47	50	53	WNW	3 Of	
5	97	42	48	54	SW	3 O	
6	73	46	47	49	SSW	3.7 O. D.	
7	48	40	43	47	SW	4 BP	
8	29	43	46	46	SW	3 D.	
9	31	41	41	45	0	0 Wet fog.	
10	06	40	43	49	SW	3 O	
11	30	40	46	50	SW	5 BP	
12	08	46	50	53	SbyW	6.7 Bf. - D	
13	54	39	49	53	SW	5.9 R. B.	
14	53	48	48	53	NE	7 P	
15	23	46	49	51	SSW	4.6 P. B.	
16	51	44	50	55	SW	6.7 B. p. R.	

11 p. 23 1/2 S.


0.

1834 Jan.	Barometer 9 am.	Thermometer		Wind	Weather	Remarks	D's Age
		Min ^m	9 am.				
17	35	50	53	53	SW	9.7 R. P	
18	48	43	46	50	W	8 Bp. + 49.	
19	58	42	43	48	SW	4 C	
20	89	39	40	48	SW	5.7 Bp. d	
21	84	47	49	53	SW	8.5 P. b. P	
22	52	49	51	54	SW	9.74 Bg - Bc	
23	70	45	54	57	WSW	8.6 R.	
24	87	54	56	57	WSW	7 O R	
25	30.62	49	54	55	SW	4 Bf. Bc	
26	29.80	46	52	58	SW	7.0 R	
27	80	47	47	53	SWW	4. Rf	
28	38	49	54	58	WSW	8.7 R	
29	30.12	34	35	41	WNW	4 Bm	
30	18	33	37	44	SW	3 Om. P.	
31	05	37	45	48	SW	4	
Mean	29.627	43.2	46.8	50.6		Fair 8 Rain 23	

23 1/2 N.

0.

1884 February	Barometer 9 am.	Thermometer		Wind	Weather	Remarks	D's Age
		Min ^m	9 am.				
1	30.08	38	40	SE	1.3 Bm		22 a
2	29.94	35	37	SE	3 Bm		
3	93	37	43	SE ⁿ	2 Bm		
4	81	40	43	SE	2 O. Bm		
5	78	41	44	SE. S	2.7 Bm. R		
6	93	40	42	WNW	1 Bm		
7	30.00	45	48	☉	0 7 Bf		
8	09	33	35	☉ W ⁿ	0 7 Bf		5 p
9	31	30	34	☉ NW ⁿ	0 7 Bf		
10	34	30	35	SW	1 Bc		
11	01	42	44	WNW	2 D. Bc		
12	29 53	40	45	WSW	8.4 R. Bc		
13	94	35	38	SW	4 Bf		
14	30 18	37	40	SW	4 O. D. Bc		
15	28	40	43	☉	0 7		
16	35	36	39	NE ^r	1 Bf		9 p

17	21	30	34	48	☉	0	7. B.
18	07	40	45	48	W ⁿ	3.6 O	
19	29.90	45	47	51	WNW	8.6 O	
20	30.05	43	44	51	W ⁿ W	1.7 O. Bc	
21	00	43	44	51	W ⁿ	6 Bcf	
22	31	36	39	49	WNW	5 Bcf	
23	17	39	47	50	WNW	6 O	9 p
24	01	45	48		SW. NW. 4 O.		
25	27			55	WNW	5 Bc	
26	37	39	45	57	WNW	5 O. Bc	
27	04	43	50	57	SW	6 O. Bc. R	
28	02	50	54	54	W. E	2 O _n	
29	34	45	50		SW		
30							
31							
Mean	30.065	38.96	42.48	48.59		Fair — 23 R or P — 5 S —	

1834 March	Barometer 9 am.	Thermometer		Wind	Weather	Remarks	D's Age
		Min ⁿ	9 am. Max ⁿ				
1	30.34	45	58	SW	O. Bc. O		
2	25	49	58	WSW	5 O. Bc		
3	28	53	59	SE	1.5 O. Bc		
4	28	45	57	SW	6.8 Bc		
5	29.67	46	58	SW	9 - O. Bc. B		
6	29.87	42	44	WSW	6.8 Bc		
7	30.10	46	58	WSW	8.6 Bc - O		
8	20	46	51	WSW	7.5 Bc		
9	38	48	50	SW	2 Bc		
10	33	45	48	WSW	5 Bc		
11	40	47	57	ESE	5 O		
12	41	45	49	O	0 O. Bc - O		
13	38	44	48	SE	NE 3 O. Bc		
14	30	38	43	NESE	4 Bc		
15	41	43	45	NE	4 O		
16	44	38	44	NE	4 Bc		
17	40	42	45	NE	2 O		
18	45	40	42	SE	5 O		
19	45	34	40	SE	5 Bc		
20	41	38	43	NE	5 Bc - O		
21	37	37	42	ESE	2 O		
22	40	44	44	SW	1.7 Bc. R		
23	29.94	38	46	SW	5.8 O. R		
24	72	45	48	SW	6.7.3 Bc		
25	81	36	40	SE	6 Bc		
26	30.10	32	39	SE	6 Bc		
27	34	40	47	SW	5 O. Bc. O		
28	29.68	44	48	SW	6.8 R.		
29	57	42	48	SW	7 Bc		
30	85	37	44	SW	6 Bc		
31	94	37	41	SE	6 B		
Mean	30.14	42.10	46.19	55.13	<div><div><div><div><div></div><div></div><div></div><div></div><div></div></div><div><div></div><div></div><div></div><div></div><div></div></div><div><div></div><div></div><div></div><div></div><div></div></div><div><div></div><div></div><div></div><div></div><div></div></div><div><div></div><div></div><div></div><div></div><div></div></div><div><div></div><div></div><div></div><div></div><div></div></div></div></div><div>Fair — 21 Rain — 10 S. —</div></div>		

Good Friday

23 1/2 S

0°

11 A

23 1/2 N

0°

0.6 A


23 1/2 S

1834 April	Barometer 9 am.	Thermometer			Wind	Weather	Remarks	D's Age
		Min ^m	9 am.	Max ^m				
1	30.05	37	43	57	W. NE 4	Bcm		1 A
2	10	43	47	54	W	R		
3	16	46	51	59	W	R. BC		
4	41	40	45	57	WNW 5.7	BC		
5	30	45	50	56	N. NW 6	O. BC		
6	28	47	51	56	NNE	2.4 Bcm		
7	27	41	47	56	NW. NE 3	Bcm		
8	27	44	48	49	E	5.6 C. O		
9	27	43	46	46	ENE	4 O		
10	74	36	43	48	ENE.	5 Bcm. R.		
11	12	37	43	46	NE	5 Be. Ph.		
12	29.93	36	43	46	ENE	5 C. R. Ph.		
13	30.12	36	41	47	NE	4 R		
14	32	38	44	49	SE	3 BC		
15	35	41	46	54	SE	5 BC.		
16	30	43	48	53	ESE	5 Om. B		

W. Salmon began

• 5 A

24° N

Day	Barometer	Thermometer	Wind	Weather	Remarks																																				
17	28	40 45 56	SE.	3	Bcm																																				
18	12	46 51 57	E	3	Bcm																																				
19	12	46 51 63	SE	3	Bm																																				
20	18	48 52 58	NE	3	Om. Bm																																				
21	20	45 49 57	NE	3	W. Bm																																				
22	18	43 49 57	NE	2	Bcm																																				
23	12	47 52 57	NE	3.6	Om. Bcm																																				
24	21	46 57 50	NE	4	Om.																																				
25	08	39 45 53	W. NE 1	70. 7.3 C																																					
26	02	44 48 57	NE	6	BC																																				
27	29	62 45 50 64	SE. SW 2.3	Bv. R																																					
28	21	51 57 64	SW	7	R. O																																				
29	23	52 58 62	SE	15	R. O P																																				
30	43	52 57 59	WSW	6	O																																				
31																																									
Mean	30.086	43.23 48.26 54.4	 <table border="1"> <thead> <tr> <th>Direction</th> <th>Fair</th> <th>Rev.</th> <th>S.</th> </tr> </thead> <tbody> <tr> <td>N</td> <td>24</td> <td>6</td> <td></td> </tr> <tr> <td>NE</td> <td>4.2</td> <td></td> <td></td> </tr> <tr> <td>E</td> <td></td> <td></td> <td></td> </tr> <tr> <td>SE</td> <td></td> <td></td> <td></td> </tr> <tr> <td>S</td> <td></td> <td></td> <td></td> </tr> <tr> <td>SW</td> <td></td> <td></td> <td></td> </tr> <tr> <td>W</td> <td></td> <td></td> <td></td> </tr> <tr> <td>NW</td> <td></td> <td></td> <td></td> </tr> </tbody> </table>			Direction	Fair	Rev.	S.	N	24	6		NE	4.2			E				SE				S				SW				W				NW			
Direction	Fair	Rev.	S.																																						
N	24	6																																							
NE	4.2																																								
E																																									
SE																																									
S																																									
SW																																									
W																																									
NW																																									

24° S.

1834 May	Barometer 9 am.	Thermometer		Wind	Weather	Remarks	D's Age
		Min ^m	9 am.				
1	29.55	50	54	SW	4.6 Op. B		
2	80	48	53	SW	4 O. Bc		
3	87	52	57	W	4 BC		
4	87	54	63	SW	4 BC		
5	83	64	65	SW	5 Pa. Bc		
6	30 17	51	58	WSW	4 Bcm		0°
7	32	52	60	SW	3 Bc		
8	20	53	58	SW	3 BC		8 p.
9	29 51	57	63	WSW	4 O		
10	83	54	58	O	0 Bm		
11	74	54	60	SW	1 Bm		24° N
12	60	58	58	SW	2 O. d.		
13	51	53	55	W	4 R		
14	66	50	55	W	6 P. O. O		
15	74	53	61	SE	3.6 O. BC		
16	81	53	60	ENE	4 O		D 9 A

17	h	41	54	61	67	SW	16	B. O. P	
18	0	34	44	54	63	WSW	6	B. O.	
19	0	68	46	54	66	W	6	B. O.	
20	1	30 15	45	55	69	W	5	Bv	
21	3	41	50	60	69	NE	1.6	B	
22	4	36	57	59	64	E	6	Bcm	0 11 p
23	0	15	51	64	69	E	2.7	Bcm	
24	2	23	51	62	71	ENE	2.8	Bcm	
25	0	34	51	57	62	E	2.6	Bcm	
26	0	24	48	55	63	ENE	4.6	Bcm	
27	1	20	47	57	67	ENE	4.6	Bcm	
28	3	11	56	58	64	NE	7	Bcm	
29	4	04	45	54	68	WSW	2	Bcm	
30	0	00	54	59	67	WSW	1	Bcm	
31	2	10	49	56	68	SW	1	Bcm	0 9 A
Mean		29.934	51.48	58.22	67.7				

1

2

3

4

5

6

7

8

1

2

3

4

5

6

7

8

Fair

23

R or P

8

S.

1834 June	Barometer 9 am.	Thermometer		Wind	Weather	Remarks	D's Age
		Min ^o	9 am. Max ^o				
1	30.18	51	61	SE	1 B. C. m.		
2	11	56	68	SW	6 B. C.		
3	29.97	62	67	WNW	3 Om. B.		
4	90	51	61	WNW	4 C. A.		
5	88	51	60	SW. NE	2.2 A. B. C.	74 B. to Oxford	
6	98	50	62	NE	0.3 C. B. m.		
7	30.01	52	60	NE	1 B. B.		7 A
8	29.80	51	58	ENE	5 A. C.		
9	65	53	63	WNW	1.6 B. m. C.		
10	62	54	61	SW	6 C. P.		
11	60	50	57	SW	6.8 B. C. P. h.		
12	66	48	57	SW	6 B. A.		
13	30	50	53	SW	6 B. A. R.		
14	78	56	62	SW	8 A. P. R.		
15	80	58	62	W	6.8 B. C.		D 1 P 0
16	58	68	60	SW	8 B. C. u.		

1834 June	Barometer 9 am.	Thermometer		Wind	Weather	Remarks	D's Age
		Min ^o	9 am. Max ^o				
17	62	53	58	WNW	9 B. g.		
18	92	50	61	WNW	8 B. C.		
19	97	59	65	WNW	6 B. C.		
20	30.00	54	63	SW	2 C.		
21	29.76	62	74	South	1.7 B. v. fine		
22	82	59	62	SW	1.5 C.		
23	30.05	54	64	SW	6 C. B. C.	July 1st	0.8 A
24	18	52	61	SW	6 B. C.		
25	18	58	61	SW	5 B.		
26	10	59	63	W	7 B. C. P.		
27	29.98	56	61	WNW	6 O. S. P.		
28	30.10	51	59	SW	3 Om.		
29	10	57	63	SE	1 E. 3.7 O. - B. m.		0
30	25	53	62	E	7 B. C.		C 2 A
31							
Mean	29.902	57.46	61.83	72.5			
Max							



1834 August	Barometer 9 am.	Thermometer		Wind	Weather	Remarks	D's Age
		Min ^m	9 am. Max ^m				
1	29.73	63	67			Went to Blueledge Fen on 14 th Clapton	24 N
2							
3							
4							
5							
6							72
7							
8							0
9							
10							
11							
12							10 p
13							
14							
15							24 S
16							


of Royal Soc.

from Mutelet. Dring

17	☉								
18	☉								
19	☉								☉ 8 a
20	☉								
21	☉								
22	☉								0
23	☉								
24	☉								
25	☉								
26	☉								
27	☉					6 PM (dark) the whisper; - Angels say, AME Water-spirit come away. 06. An. 33			
28	☉								
29	☉								24 N
30	☉								
31	☉								
Mean									



Fair
R. or P.
S.

1834 September		Barometer 9 am.	Thermometer		Wind	Weather	Remarks	D's App
			Min ^m	9 am.				
1	c							
2	d							
3	h							12° N
4	h							0
5	h						Returned to Somerset place	
6	h	29.91		61	SW by W 8	0 - C		
7	0	30.07	52	57	SW 5	0		
8	c	68	53	59	SE by SW 1-4	R WP		
9	d	32	54	58	SW 6	0. RC		
10	h	70	52	58	SW 5	0. Rd		
11	h	70	58	61	SW 2	R		
12	h	30.00	52	53	WSW 3	0. C f		
13	h	35	51	57	WSW E 4.2	B		
14	0	40	49	56	SW SE 1	mo		
15	c	28	47	54	W by S 1	h B f		
16	d	04	49	53	E 2	7 E		
17	h	29.95	52	62	NE 2	h B f		
18	h	30.0	60	65	NE 3	B f		
19	h	08	61	67	0	h B f		
20	h	20	65	68	0	h B f		
21	0	21	64	66	E 2	0 f		
22	c	12	63	66	NE 4	0 f. P.		
23	d	10	50	53	NE 2	0 f		
24	h	10	52.5	57	0	h Bmc		
25	h	10	50	56	0	h Bc		
26	h	01	50	56	S 3	7d		
27	h	29.75	58	62	SW 4	P.		
28	0	98	54	58	SW 0	4.0 mo		
29	c	30.04	52	58	SE 3	Bc		
30	d	.08	49	60	SE 3	Bc		
31								
Mean						Fair R. or P. S.		

0 11 p 7.5
0

Returned


24.1 N
24°

Returned - Mc.
Mc
Cannon Landing


1834 October	Barometer 9 am.	Thermometer		Wind	Weather	Remarks	Days Age
		Min ^m	9 am.				
1	30.05	50	55	SE	Bm		
2	31	48	52	SE	Of Bm		11 P 1° N
3	30.5	46	52	SE	Of Bm		22
4	32	45	53	NE	F. Bm		
5	30.9	51	59	0. S. 0.1	F. Bm		
6	30.9	53	56	SSW	F		
7			74	SW	3 Bm		
8	30.7	55	58	WSW	5.8 Bc		24 P 24.745
9	29.93	58	61	SW	5 O		24 P 25.5
10	30.85	56	57	W	2 O. Bc		25 P
11	30.96	45	48	NNE	4 Bcm		
12	30.00	45	51	NNE	1 Bc		
13	30.02	50	57	SW	1 Bcm		
14	29.65	52	58	SW	5 Bcm		
15	30.66	48	50	NW	5 am. Bc		0
16	30.64	42	48	SW	5.8 Bc R		
17	32.22	48	52	NW	8.9 Bc. R.		0 4 P 5 N
18	32.47	43	47	NW	8.6 Bc		
19	32.93	38	45	SW	6.9 O. D		
20	32.67	47	57	SW	7.3 P		
21	32.79	47	53	NW	3 O.		
22	32.79	40	50	W	8 O P		
23	32.51	51	53	N. NW	7.8 R		25 N
24	32.62	35	37	NW	8 Bc.		24 P 23 N
25	30.01	38	44	R.	7.5 Bc		24 P 23 N
26	32.27	37	41	N. NW	6 Bm		
27	32.32	38	47	NW	4.2 F. Bm		
28	32.36	50	52	R.	2 F		
29	32.58	48	51	NW	2 Dr. Om		
30	32.42	46	47	SW	1 O		
31	32.18	44	48	SW	3.7 Bcm		
Mean	30.94	46.5	51.2				



1834 November	Barometer 9 am.	Thermometer		Wind	Weather	Remarks	D's Age
		Min ^m	Max ^m				
1	30.01	48	52	SW-W	C.		8 A
2	.02	49	52	W	As. Bln		
3	29.98	49	51	SW	F. Bf		
4	30.01	46	48	SW	30.09		
5	29.65	54	60	SW	97 R		
6	64	58	60	SW	7 P		
7	41	50	53	SW	8 R		
8	40	48	49	SW	6.2 BC		
9	35	48	54	SE-E	6.8 D-R		
10	72	48	48	ENE	7.5 R P		
11	30.05	40	45	NE	3.6 FC		
12	18	43	44	E	6 O		
13	16	39	40	NE	4.6 O BC		
14	24	36	41	NE	4 OF		
15	26	35	42	NE	3 OF		
16	27	37	45	NE	1 OF		
{ at Cambridge							
							0 11 R


17	14	41	45	52	SW	2 OF-BC	
18	04	45	46	49	SW	6 BC	
19	13	39	40	54	SW	1.5 F. Bf	
20	29.93	35	37	43	SW	5 BC	
21	167	36	39	44	SE	2 OF R	
22	66	40	44	49	SE	1 P	
23	93	43	45	46	SE	2.4 OF	
24	30.04	38	44	48	SE	5 OF. Bf	
25	29.85	41	43	43	SE	3 OF. Bf	
26	80	38	41	41	NE	3 OF	
27	88	34	37	47	O	7 P	
28	69	42	47	48	SW	4.7 F. Bf	
29	35	41	43	50	SW	4 BC	
30	48	41	46	53	WSW	2 70. Bf	
31							7 P.
Mean	29.86	42.7	46.0	50.9			
<div style="display: flex; align-items: center;">  <div style="margin-left: 10px;"> Fair R or P S </div> </div>							

1834 December	Barometer 9 am.	Thermometer		Wind	Weather	Remarks	D's Age
		Min. ⁿ	9 am.				
1	D 29.19	49	52	53	SW 8.5 Rg-Bf		
2	D 30	45	48	53	W 8.6 Bc		25.5
3	8 98	40	44	49	WSW 5 Ff		
4	30.05	44	49	49	SW 5 0		
5	95	42	47	49	W 2 F Bf		
6	04	41	47	53	SW 2 F Bf		
7	04	46	51	55	SW 5.8 R		D midn.
8	14	45	45	48	W. NW 6 Bmc		
9	43	38	44	46	SW 3 F		0°
10	21	38	44	46	N. NE 3 R. Bc		
11	48	36	38	40	O 0 F. Bf		
12	35	43	43	44	W. 1 Om Bmc		
13	40	40	42	45	O. E. 0.2 F. B		
14	41	36	39	43	NE 3 F. 0		
15	51	37	41	46	E. NE 1.4 F. 0. Bf		
16	50	41	46	47	NE 6.5 Bcf		Q 5-A 25.5

17	8 05	42	45	46	NE 8.4 Bc. D		
18	4	21	40	41	NE 2 Bf		
19	9 35	37	43	45	NE 4 Bf. D		
20	4	32	42	44	NE 2 Of		
21	0	31	40	43	NE. NW 2. Bf.		
22	1	45	40	41	W. 1 F. Bf		
23	8 40	33	34	40	W. 1 F. Bf		
24	8 41	28	33	41	O. W. 0.1 F. Bf		Q 17 8°
25	4	30	40	42	NE 1 F. Bf		
26	9 43	41	41	45	O 0 F. Bf. D		
27	4	43	40	41	O 1.1 F. F		
28	0	40	36	38	41 O SE 4 Bf		
29	1	21	35	40	SE. 2.6 Bf. R		25°
30	8 01	45	51	56	SW. NW 4.7 O. R		7A
31	8 29	78	52	57	SW 8 R		
Mean	30.20	40.1	43.3	46.9	 Fair 12 Bar 2.4 8		

1855- Jan. 4	Barometer 9 am.	Thermometer		Wind	Weather	Remarks	J's Age
		Min.	9 am. Max.				
1	30.04	47	47	W	4 of		
2	73	40	42	0	7/8		
3	78	41	41	NE*	1 F. B7		
4	58	32	34	0	7. B7		
5	54	32	34	0	7. B7		
6	51	30	31	0	7. B7		
7	30	25	27	0	7. B7		09P
8	107	26	30	E	7. B7		
9	29.91	34	38	SW	4.8 0. Dr. P		
10	80	37	40	SW	4 Bcr Beautiful day		
11	74	45	49	SW	7.3 of. d		
12	81	47	48	SW	5 Bcr		
13	71	42	42	ESE	4 Bm		
14	42	41	46	SE	3 70. B7		09P
15	54	45	47	SW	2.8 70		
16	50	44	46	SW. NW. 8. 4 R.	Bc		
17	54	33	35	SW. NW. 3	Bf	Eliz. Wallace ob. 9 am.	
18	77	30	32	SE	0.3 Bf		
19	12	41	43	SE	7.9 B. S		
20	80	32	34	NNE.	4. Bc		
21	30	28	27	0	0 of		09P
22	05	35	35	NW	2 BC		
23	28	32	37	0	0 of		
24	05	39	46	SW	5 of. B		
25	08	40	46	SW	3 P. Bcr		
26	19	45	49	NW	5 Bf		
27	36	42	44	SW	2 7/8		
28	30	39	40	NW	1 7/8		
29	11	38	42	SW	4 70. Bc		09P
30	04	42	45	0	4 B7. Bc	High clouds E. & S. W.	
31	29.95	35	37	S	4 0		
Mean	30.02	37.3	39.8	44.8	28		





1835 February		Barometer 9 am.	Thermometer		Wind	Weather	Remarks	Days Age
			Min ^m	9 am. Max ^m				
1	♂	30.15	44	47	52	SW	5.7 B.C.	
2		05	44	51	55	SW	6.1 B.C.	
3	♂	24	43	45	53	W	7	
4	♀	34	43	43	53	W	3 Bm	
5	♀	12	42	46	53	W	3.7 Bm. P	
6	♀	06	35	40	48	W	5 Bm	
7	♂	00	38	47	52	W	5.8 P. B.C. P	
8	♂	29.63	42	43	50	W	7 W.	
9		78	35	37	45	W	7.1	
10	♂	30.0	31	33	41	W	5 Bm heavy Hail	
11	♀	35	29	32	43	W	4 W. Bm	
12	♀	06	43	46	48	W	6 R	
13	♀	23	37	40	51	W	3 B.C. P.	
14	♂	29.93	42	43	52	W	3 R. D	
15	♂	60	42	48	54	W	4 D. B.C.	
16		49	40	41	49	W	5 B	
17	♂	62	40	41	48	W	1 R. D.	
18	♀	42	41	44	51	W	4 O. D.	
19	♀	41	37	41	51	W	5 B. O. P	
20	♀	05	39	40	49	W	9.10 R. 9. R.	
21	♂	11	35	39	49	W	6.7 B. P	
22	♂	70	36	40	51	W	5.8 Bm R	
23		16	40	46	51	W	7.9 90. P.B.A	
24	♂	71	36	38	48	W	7.9 B.C.	
25	♀	53	43	46	51	W	9 O. R.	
26	♀	24	44	44	51	W	7.9 C. R.	
27	♀	16	40	43	51	W	9 - P.	
28	♀	57	38	41	48	W	5	
29	♂							
30								
31	♂							
Mean		29.74	39.3	42.3	49.9		5.9 (Fair 8, R. 19, S. 19)	


Six months (since 11th Dec)


1835 March	Barometer 9 am.	Thermometer		Wind	Weather	Remarks	D's Age
		Min	9 am. Max				
1	29.23	35	36	41 WSW	5 Ps	NE 5, PM	
2	30.04	34	35	50 W.	4.8 C. P		
3	29.61	48	48	49 WNW	7. P.Bc		
4	82	36	40	48 W	7 0 Ph		
5	82	35	38	48 NW	7 Bc. P		
6	34	37	42	52 NW	8 Pg. C.		
7	03	40	46	50 SSW	8 Oz. P		
8	62	36	39	46 NW	5 Bc.		14 P
9	25	39	45	50 SW	5.7 P. R		
10	40	34	38	46 W	7 Bc.		
11	47	45	49	54 So-W 9.7 R-P			
12	67	42	46	55 SSW. 2.5.7.4 R. P			
13	97	38	41	52 NW. W 5 Bc.			
14	92	43	44	57 SSW	6 R. P		
15	83	46	48	52 SE. 2.0.3 R. Bc			0 10 P
16	98	40	46	52 NW	6 Bck. 0		
17	75	44	45	52 SSW	4 R. Bc		
18	80	41	44	50 N NE 3	R. P		
19	30.15	36	38	45 NE	3 B.		
20	18	42	44	52 SW	4 Bc		
21	16	45	46	53 SSW	3 Hd. R.		
22	15	45	47	49 E.	1.7 of. D.		
23	15	39	45	50 NE	5 0-D-C		
24	15	41	43	48 NE	6 R. C		
25	44	35	41	48 NE	5 Bc		
26	40	33	35	50 NW	2 of. Bc		
27	26	38	42	51 NE	1 of. Bc		
28	12	41	44	45 NE	6 0		
29	03	36	44	47 SE	5 0		
30	29.80	35	40	53 ESE	5 0. Bc		
31	71	39	47	54 WSW	3.8 Dn.		
Mean	29.856	39.3	42.4	49.6	5 Fair 12 R. or P. 19 8		






1835 April	Barometer 9 am.	Thermometer		Wind	Weather	Remarks	D's Age
		Min ^m	9 am. Max ^m				
1	29.87	46	54	SW	7.4 Bc.	Hot day	
2	76	50	58	SW	2 Bc		
3	70	53	55	SW	3 0 P		
4	30.0	49	50	ESE	3 D		
5	11	48	50	ESE	3 PDr.		
6	22	43	40	SE	3 Bmc		
7	32	44	49	SE	1 FB		
8	27	45	53	WSW	3.6 Bmc		
9	12	46	52	SW	6 Bc		
10	10	48	54	SW	2 Bc		
11	27	42	48	N ^o	5 Bc		
12	27	36	45	NNW	3 Bcm		
13	11	42	48	WSW	3 Bcm		0.72
14	11	45	52	SW	4 Bcm		
15	29.84	41	47	WSW	5 Bm. R		
16	30.97	33	38	NNW	6 Bm. Ps		
17	— 07	32	37	N ^o	4 Bc. Ps		
18	01	35	42	NNW	6 Bc - Bc		
19	0 Enter	16	38	N ^o	5 Bc	Left London by Mail	0.11 p
20	38	45	50	SW	4 F		
21	37	45	51	W	4 G		
22	37	46	53	N	1.8 Bc	Dublin	
23	47	46	52	N	1 0 D	5 ^o	
24	41	48	52	N	2 G	5 ^o	
25	00	46	49	SW	7 CP	5 ^o	
26	29.45	40	44	NNW	6 P.H	5 ^o	
27	47	35	43	E by N	4 C	5 ^o	0.9 p
28	76	36	45		C	Eloum.	
29	63	41	46		R	Edg ^m	
30	48	45	47		R	Dublin & channel	
31							
Mean					Fair B or P S		

1835 May	Barometer 9 am.	Thermometer		Wind	Weather	Remarks	D's Age
		Min	9 am. Max				
1	29.50	44	47	SW		Showering	
2	53					Newports	
3	77			SW		Birmingham	
4	90			NW		Dunelm	
5	98			SW		Returned home	10 p
6	77	44	51	SE	3 R. BC		
7	79	46	53	NW	3 BC		
8	97	45	53	W	1 C. BC		
9	87	51	59	SW	1.7 BC		
10	70	50	58	W	8 BC. P.		
11	81	45	54	SW	7.8 BC. R.		
12	73	52	54	W	6.4 C. BC. P.		
13	50	50	58	NW. E	7.3.4 C. R.		0.3 p
14	46	48	50	SE	6 R		
15	58	42	52	SW	1.6 R. BC. P.		
16							
17	66	48	55	SW	5 BC		
18	80	49	58	SW	7 BC. V.		
19	82	50	61	SE	3 BC		
20	73	53	64	SE	3 BC		
21	80	47	57	SE	3 O.		
22	30.04	51	55	East	5 BC. R.		
23	0	52	58	SE	5 BC		
24	02	53	61	SW	5 BC		
25	29.77	55	57	SW	5 O. BC. R.		
26	47	49	53	SW	7 Og R		
27	60	45	53	SW	3 Og R		1 p
28	78	48	54	SE. NE	5 BC		
29	87	44	53	E.	5 BC		
30	91	43	53	ENE	5 BC		
31	93	45	52	North	5 BC		
Mean					Fair Ror P. S.		

1825 July	Barometer 9 am.	Thermometer		Wind	Weather	Remarks	D's Age
		Min.	9 am. Max.				
1	30.01	52	64	72	SE	3.5 Bc	
2	29.95	56	67	76	SE SW 4.	C.P. Bc	
3	29.98	57	66	74	W	4.1 Bc	
4	30.00	56	60	72	SW	3	O. Bc
5	29.73	57	60	72	W. SW	3.6 R	Bc
6	41	53	61	71	W	6	Bc.
7	30.04	51	60	71	W	5	Bc
8	29.88	53	62	70	W	5	P. Bc
9	90	54	60	68	SW	5	O Bc
10	71	57	61	68	SW	7	Bc
11	97	53	60	72	WNW	6.3 Bc	
12	95	52	63	72	W	7	Bc
13	75	57	61	70	W	6	Bc
14	94	52	61	71	SW	5	Bc
15	85	54	62	74	SW	5	Bc. O
16	85	58	61	74	WNW	3	Bc.
17	89	54	63	73	W	4	Bc
18	84	57	67	77	SW	4	O. Bc. Og
19	30.01	53	63	77	W	4	Bc.
20	04	53	66	79	WNW	4	Bc
21	05	65	71	79	W. E	1.5 Bm	
22	08	61	68	75	E NE	5.7 Bm	
23	13	60	67	75	South SE. 2	Bc	
24	07	57	68	76	E	2.5 Bm	
25	04	65	70	76	SE	1.6 Bm	
26	02	61	70	76	SE	2.5 Bm	
27	29.97	64	70	79.5	E	3	Bm
28	97	63	71	84	N. E. 1.1	Bm one heavy shower	
29	30.06	60	66	79	SE	1	Bm
30	07	63	67	81.5	No.	1	Bm
31	02	66	70	76	NE	4	Bm
Mean						Fair R or P S	

1835 August	Barometer 9 am.	Thermometer		Wind	Weather	Remarks	D's Age
		Min.	9 am. Max.				
1	h 30.00	56	62	SW	1 Bm		
2	o 29.87	61	67	SE	3.6 O. Bc		
3	86	59	65	NE	6 Bc		
4	86	54	64	NE	4 Bc		
5	88	55	64	W. 4	2.4 Bc. Cy		
6	89	61	66	W	3 O Bc		
7	86	63	65	W	4 R. Bc		
8	30.05	57	58	SW	4 Bc		
9	18	51	58	SW	3 Bc. W		
10	18	56	64	—	0 Bc. m		
11	22	64	74	SW	1 Bm		
12	29.87			SW	1 Bm		
13	29.98	58	63	W. E	1.2 B		
14	30.10	57	64	SE	4 Bc		
15	10	52	62	W	1.4 m. B		
16	25	61	66	NW	3 O. Bc		
17	10	64	69	N. NE	5 O Bm		
18	10	61	65	E	5 O		
19	11	61	68	E	5 Bc		
20	29.82	65	69	NE. SE	1.6 Bf Bc		
21	55	63	68	SE	1.6 Bc. — P.		
22	48	62	66	SW	5 Bc		
23	61	55	62	SW	6 Bc.		
24	52	57	63				
25							
26							
27							
28							
29							
30							
31							
Mean					Fair R. or P. S.		

1835 <i>September</i>	Barometer 9 am.	Thermometer		Wind	Weather	Remarks	D's Age
		Min ^m	9 am. Max ^m				
1							
2							
3							
4							
5							
6							
7							
8							
9							
10							
11							
12							
13							
14							
15							
16							
17							
18							
19							
20							
21							
22							
23							
24							
25							
26							
27							
28							
29							
30							
31							
Mean					<div> <div>Fair</div> <div>R or P</div> <div>S</div> </div>		
Year							

1835 October	Barometer		Thermometer		Wind	Weather	Remarks	D's Age
	9 am.	Min.	9 am.	Max.				
1								
2								
3								
4								
5								
6								0
7								
8								
9								
10								
11								
12	29 70	36	43	50	WN	3 Og	R	
13	78	50	54	61	SW	8 R		
14	95	52	52	63	SW	3 D		
15	30 25	52	53		W	1 Og		
16				59				
17	17 49	51	37		SE	1 F		
18	17 47	50	36		O			
19	17 40	42	32		O			
20	29 75	32	37	54	O			
21	70	36	38	53	SW	1 B		
22	51	39	46	54	SE	2.7 R. P. B		
23	58	41	43	54	SW	6.8 R. B. R		
24	58	43	48	56	SW	7 O. B. P.		
25	60	44	48	57	SW	5.9 P. R. q		
26	15	44	47	53	SW	7 B. P.		
27	59	39	41	53	WNW	5 O. B. C		
28	87	35	37	53	WNW	5 A. f		
29	75	50	52	58	SW	6 R		
30	30.08	46	49	50	O			
31	29.78	46	49	57	SE	1 R. d.		
Mean						Fair R or P S.		

1835 November	Barometer 9 am.	Thermometer		Wind	Weather	Remarks	J's Age
		Min ^m	Max ^m				
1	30.07	40	41	SW	1 Og		
2	15	35	36	0	Bz		
3	29.93	43	45	6 ^m	2 R. Oz		
4	93	40	42	NE	6 0		
5	87	38	40	ESE	5 Og		0
6	86	35	35	0	7 yellow fog		
7		34	34				
8							
9							
10	30.17	34	35	ESE	7 Bz. Bz		
11	32	35	38	NE	4		
12	10	36	40	E ^m	1 7 dr.		
13	21	37	39	NE	2.6 7		0
14	07	37	38	NE	1 7 Bz		
15	03	40	42	NE	1 7 Bz		
16	29.94	38	39	0	7.2		
17	83	39	42	NE	1 Pd.		
18	75	44	47	SW	3.7 Bz. D		
19	88	39	46	W	3 Bz. drizzle day		
20	87	43	45	SW	3.8 7.2		
21	83	47	50	SW	7.9		
22	77	48	51	SW	8. Og		
23	79	49	50	SW	7 R. Bz		
24	80	46	50	SW	6 Bz		
25	80	49	50	SW	5 Bz		
26	63	50	52	SE	3.9 R. P		
27	33	51	53	S ^m	9.5 R. P		0
28	21	47	49	SW	8 7.0. P		
29	44	45	48	SW	5 Bz. P. R		
30	06	48	51	S ^m	3 R		
31							
Mean							




1835 December	Barometer 9 am.	Thermometer		Wind	Weather	Remarks	D's Age
		Min.	9 am. Max.				
1	29.40	45	46	SW 3.7	BC		
2	51	45	45	SW 4	BC.		
3	60	43	48	SW 5.8	BCP		
4	66	42	43	WbW 4	BC R		
5	30.10	37	40	WbW 3	03 P		
6	10	44	43	WbW 2	0.9m.		
7	07	35	36	WbW 2	0.9m P		
8	29.71	40	42	WbW 1			
9	30.21	30	32	0	7		
10	21	26	29	SE 0.1	7. BCm		
11	21	25	30	0	7. BC. S		
12	20	28	35	0	7		
13	25	35	40	SW 2	0.9f. BC		
14	26	37	39	WbW 1	0f		
15	26	37	39	WbW 1	0f		
16	26	39	41	0.	70. Pk		
snow r 1240p							
17	26	35	35	0	70		
18	00	42	43	0 NW 0.5	70		
19	29.91	35	35	W. NE 5.6	BCm. S		
20	92	30	31	E 5	97		
21	30.05	31	32	E NE 4	97. BCm		
22	31	27	29	NE 2	7. BCm		
23	40	24	25	0 NW 0.4	7		
24	38	28	30	0	0f		
25	31	20	21	0 NW 0.1	07		
26	31	21	22	0	7.		
27	25	24	30	W. 1.6	7.43		
28	05	36	41	WbW 6.3	BCm		
29	04	36	38	W 3	BCf		
30	04	36	41	W 5	0.5f		
31	23	34	35	0	7.		
Mean.	30.08	33.7	36.0	2.3	Fair 25 R. or P. 5 S. 1		

1836 February	Barometer 9 am.	Thermometer		Wind	Weather	Remarks	J's Age
		Min ^e	9 am.				
1	29.21	39	40	W. W.	O. Bc		
2	28.97	36	37	South	R. f. B. all day		07p
3	82	36	37	NE	R. all day		
4	29.65	37	39	NE	R. all day		
5	30.10	37	39	No N. E. f	R. O.		
6	29.93	30	36	W	R. Bc		
7	29.70	40	43	W. N. W.	R. Bc		
8	97	37	39	S	F. O. D		
9	84	45	47	S. W. W. 3	R. Bc		
10	83	45	45	W. W.	O. v. R.		02A
11	97	37	38	N. E.	Bm		
12	30.04	30	39	W.	Bc		
13	28	34	35	O	N. 6		
14	28	39	43	W	Bc		
15	40	34	39	W. W.	Bc		
16	25	34	39	W	O. 8 F. R		8p

1836 February	Barometer 9 am.	Thermometer		Wind	Weather	Remarks	J's Age
		Min ^e	9 am.				
17	29.76	30	31	N. W. W.	P. Bc		
18	93	32	37	N. E.	Bc. Cm		
19	30.24	32	34	N. W. E	O. m. Bc		
20	25	27	30	N. W. S	Bc		
21	25	25	29	W	O. 4 Bm		
22	29.92	35	40	S. W. W.	D. Bc		
23	60	34	36	W	O. Bc		
24	36	31	37	S. W.	O. Bc		
25	03	32	34	S. E. E	O. Bc		
26	28.94	32	36	S. E. E	S. B. - R		
27	95	34	36	N. E. E	D. Bc		
28	29.23	32	33	N. E. E	O. Bc		
29	34	33	36	N. W. W	O. Bc		
30							
31							
Mean	29.73	34.4	38.8	44.6	Fair 16 R. 12 S. 1		



1836 March	Barometer 9 am.	Thermometer		Wind	Weather	Remarks	D's Age
		Min	9 am. Max				
1	29.18	37	39	48	S. 6	Pg. P	
2	29.38	39	43	51	SW 9 or 10	R. S. B. C. P. R	
3	52	41	45	51	WSW 7	Om. P	0 10A
4	60	40	42	51	SW 5	Om. P. D	
5	42	41	43	51	SW 5	BC. R	
6	25	38	43	49	SE 5	R. P	
7	31	37	41	51	SE 3	Bm. R	
8	30	38	41	44	N. 4	D. BC	
9	38	33	37	49	SW 4	BC. P	
10	25	38	43	51	SW 4	R.	0 9 1/2 A
11	06	41	47	53	SE 6 7	BC P	
12	21	41	47	53	SW 7 8	R. P. H.	
13	46	39	46	53	WSW 4	BC.	
14	16	36	47	53	SW 7	P	
15	07	40	47	52	WSW 7 8	P	
16	70	36	41	52	WSW 6	BC. P	
17	84	38	48	54	SW 8	R. P	0 9 A
18	30.15	47	51	61	SW 4	O. Bm	
19	15	46	48	64	SE 2	Bm	
20	07	45	49	65	W 3	Bm	delightful Warm. Day
21	05	45	46	58	SW 3	O	
22	29.84	45	49	59	S 4	O. G. D	
23	42	41	46	58	SW 6	Og.	
24	46	38	44	54	W 6	BC. R	
25	28.90	41	46	54	SW 6	R. BC	Fell this morning 23 in 3 hours 0 8 1/2 A.
26	29.05	38	44	53	WSW 7	P. S.	
27	45	31	38	50	SW 5 7 2	BC	
28	28.65	37	40	47	SE 5	R.	
29	29.41	36	41	51	WSW 6 8 2	BC	
30	54	45	47	53	WSW 5 7	R. BC	
31	53	41	46	51	WSW 8 9	P	
Mean	29.44	39.6	44.4	53.		Fair 6 Ror. 24 S. 1	

1836 April	Barometer 9 am.	Thermometer		Wind	Weather	Remarks	D's Age
		Min. ^m	9 am.				
1	29.70	39	42	S. SE 4	O. R		0 10 P
2	45	33	38	WNW 4	BR.		
3	78	35	40	N. 6	R. P		
4	30.28	34	39	NNW 3	Bm		
5	12	35	41	SW 3	BC. R		
6	29.83	40	43	S. 3	R. BC		
7	33	40	42	SW 5	R. h.		
8	28.97	38	43	SW. 50 6	P		11 P
9	29.40	41	44	SE. SW 4.2 R.	BC		
10	48	41	45	SE 2	Bm		
11	61	43	44	ENE 4	O		
12	72	39	48	WNW 6	O BC		
13	74	45	51	WSW 5	O BC		
14	91	43	46	W 3	Bm		
15	80.05	46	51	E 2	D BC		11 P
16	06	39	44	O S. 0 1	BF		


Easter
Day

17	0	05	44	46	49	S ⁴	1	Id. D.	Woodwick
18	2	03	41	43	58	NNW	4	BCm	
19	♂	03	41	49	57	WNW	6	BC	
20	♀	29.90	48	51	57	SW	6	Bcm R.	
21	74	82	43	48	57	W	6	BC. P.	
22	♀	73	47	50	62	W	5	P. BC	
23	4	74	46	50	58	SW	6	P BC	
24	0	63	44	47	51	S ¹ E. E. 5	5	R. R.	
25	2	30.04	39	46	56	NNE 4 ⁰	6	BC	
26	♂	05	45	49	56	NW	5	BC R.	
27	♀	29.68	38	45	50	NNW. NE 5	5	Og. P.	
28	4	83	37	44	51	N ⁰ .	5	BC P	
29	♀	70	35	38	49	NNW	6	BC	
30	4	70	30	40	51	NNW	6	BC P	
31									
Mean		29.77	37.	44.9	53.				

Fair	12
R or P	18
S.	

0 3 P

Woolwich

183 May	Barometer 9 am.	Thermometer		Wind	Weather	Remarks	D's Age
		Min ^m	9 am.				
1	29.68	35	45	nnE	5.8 Bc.		0.8 12
2	75	41	49	nnE	8.7 Og. (P. Bc)		
3	184	40	47	nnE	9 Og. Pd		
4	62	44	50	nnE	4 R. Bp		
5	62	43	47	E	3 R. R		
6	97	43	51	nnE	5 Bcp		
7	30.16	41	53	nnE	3.6 Bcm.		
8	18	44	49	nnE	2.7 O. Bc		a n p
9	08	44	50	nnE	6 Bc		
10	08	44	49	nnE	5 Bc		
11	07	39	47	SW	0.2 Bm		
12	10	45	55	SSW	2.6 Bm		
13	20	45	54	W. NW	3. Bc		
14	43	52	62	NNW. S	2.1 Bm		
15	44	48	52	S. NW	2.4 Bm	Eclipse	0.2 p
16	41	50	58	S	2 Bm		
17	41	51	58	N. S	1.1 Bm		
18	30	52	57	S?	1. Bc		
19	18	50	51	nnE	2 Og. Bc		
20	00	46	53	nnE	4 O. P.		
21	29.94	52	58	nnE	6 Bc		
22	90	44	53	Et.	4 Bc		
23	74	46	53	nnE	6 R. Og		0.6 p
24	30.00	47	52	Nis	6 O. Bc		
25	14	45	53	nnE	6 O. Bc		
26	18	48	54	nnE. SE	6.4 O. Bc		
27	30	43	54	nnE	5 Bc		
28	30	43	54	nnE	5 Or		
29	30	49	54	nnE	4 Br.		
30	21	45	53	nnE	4 Bm		0.4 p
31	01	49	56	nnE	5 Bc		
Mean	30.09	45.4	53.4		Fair — 24 R or P. — 7 S. — 7		

1886 June	Barometer 9 am.	Thermometer		Wind	Weather	Remarks	D's Age
		Min.	9 am. Max.				
1	29.80	50	58	NE 4	P		
2	63	52	57	SE	O. Bc		
3	58	53	59	E 6	P.		
4	50	54	57	SW 7	P		
5	63	50	57	W 7.5	P		
6	90	47	53	W 5	Bc		27A
7	81	53	53	W 4	O P		
8	53	53	57	SW 5	O Bc		
9	61	53	57	SW 7.8	Bc		
10	70	58	60	SW 7.8	Og. P.		
11	62	58	62	SW 7.9	Bc.		
12	30.00	49	59	SW 7	C. Bc		
13	15	51	62	WSW 5.3	O Bc	High flower from B.W.W.	5 1/2 A
14	15	58	65	SW 5.5	2 Bc		
15	29.78	56	66	SE 0.2	B.		
16	76	61	64	WNW 4	Bc		

17	76	57	64	SW 5	Bcm P		
18	70	56	61	WNW 5	Bc		
19	63	54	61	W 5	PP. cl		
20	82	53	58	WNW 7.8	Bk		
21	87	52	59	WSW 5.8	O. P		
22	82	56	61	WSW 7	P		26A
23	70	58	61	SW 7	C		
24	70	56	60	SW 7.9	Og. cl		
25	91	51	59	W 8	B. O		
26	30.13	56	61	W 7	O p.		
27	20	55	62	SW 5	O		
28	00	59	70	SW 3.6	B	with wind (Leaburg)	11 P
29	18	57	64	N. 7. NE 1.4	Bc		
30	18	56	66	SE 4	B		
31							
Mean	29.79	54.5	60.6	71°	<div style="text-align: center;"> </div>		

1836 July	Barometer 9 am.	Thermometer		Wind	Weather	Remarks	D's Age
		Min ^m	9 am.				
1	30.01	63	68	W 0.5	Bm	Strong S. bat	
2	06	65	73	SW 5.7	B		
3	13	54	65	SW. 5.0	BC		
4	14	60	72	SW 2	B		
5	10	66	77	E 2	BC		
6	29.93	67	69	W 0.2	PH BC		
7	30.10	61	68	S 4	BC		
8	15	58	64	SW 2	BC		
9	12	58	65	SW 2.6	BC		
10	02	61	70	SW 7.4	O. Bm		
11	00	64	70	W 5	B		
12	29.60	64	65	SW 8	O.P. BC		
13	85	52	61	SW 5	BC		
14	85	58	62	W 5	BC		
15	75	53	58	SW 5	O.P. H		
16	63	50	58	SW 7	BC		
17	80	57	59	SW 6.8	O.		
18	30.00	53	60	SW 7	O BC		
19	29.80	52	60	SW 7	O		
20	54	46	49	SE. SW 3.6	R		
21	53	49	51	SW 6	BC. S. R.		
22	70	50	56	W 6	BC. O. P.		
23	91	51	58	W 5	BC		
24	74	50	54	SW. W 7	R. BC		
25	72	50	53	SW 5.2	P		
26	30.00	55	60	W 2.3	BC. O		
27	02	60	62	SW 4	O BC		
28	00	55	65	SW 2	BC		
29	29.55	60	61	SW 7.8	R. BC		
30	83	54	59	SW 8	P.		
31	30.31	49	58	SW 3	BC		
Mean	29.91	56.4	62.3	4.8	Fair 21 Rep. 10		




1836 August	Barometer		Thermometer		Wind	Weather	Remarks	D's Age
	9 am.	Mid ^m	9 am.	Max ^m				
1	30.05	54	58	71	SW	R.		7.2
2	29.94	51	57	71	WNW	B.		
3	94	55	59	75	WNW	B.		
4	93	57	64	70	SW	O. B.C.		7.2
5	80	58	62	71	N ^W	O. B.C.		
6	30.00	58	65	68	NE	B.C.		
7	11	53	60	70	ESE	B.C.		
8	11	53	62	71	ESE	B.C.		
9	11	56	60	70	WNW	B.C.		
10	10	52	57	71	WNW	C.B.		
11	17	53	64	71	NE	C.B.		
12	20	58	61	70	ESE	C.P.		
13	11	57	65	72	ESE	B.C.		11.4
14	29.80	61	61	75	O. SW	Red B.C.		
15	82	58	61	70	N ^W	O. B.C.		
16	97	57	64		SW	B.C.		

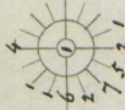
This belongs to the 17th which
of the previous days was lost &
cannot be used.

17	8 +							
18	24							
19	0 +	97	55	62	73	W	3.70. P	7.2 P
20	4	30.05	53	57	69	WNW	6 C	
21	0	29.84	52	56	65	SW	7.2 P.	
22	0	81	51	57	69	WNW	3. B.C.	
23	0	68	53	57	67	SW	4.8 B.C.	
24	0	53	57	60	66	NE. 3.	R. R.	
25	0	85	57	57	65	ESE	4 R	
26	24	30.03	50	58	69	E.	5 B.C.	
27	0 +	29.83	55	58	68	SW	3 R. B.C.	0.2 P.
28	0	81	52	62	71	SW	7.94 B.C. P.	
29	0	81	57	60	68	ESE. SW 3.2	R. B.C.	
30	0	30.02	51	57	70	WNW	4 B.C.	
31	0	07	52	59	69	SW	4 B.C.	
32	0	29.97	56	63	72	SW	6 B.C.	
Mean		29.94	54.8	60.3	70.0			



1836 September	Barometer 9 am.	Thermometer		Wind	Weather	Remarks	D's Age
		Min ^m	9 am. Max ^m				
1	29.68	58	65	SW	4-7 Bc. P. Bc		
2	68	54	68	SW	7 Bc. R		
3	83	47	57	SW	16 Bc		
4	30	55	62	SW	6 R Bc. P		
5	43	52	54	SW	6 P Bc		
6	27	50	52	SW	6 P		
7	51	50	53	SW	3 Bc _m		
8	66	51	54	SW	4 Bc		
9	66	52	58	SW/NE	0. R		
10	70	46	52	SW	4 R. Bc		
11	91	43	60	SW	5 B. R	Egging	
12	91	50	55	W.	6 O. P.		
13	95	52	57	NE	7 Bc. P		
14	30.00	49	57	NE	7 Bc. P		
15	05	48	58	NE	5 C. Bc. P		
16	24.96	50	54	NE	5 P. Bc		
17	96	60	56	NE	4-7 Bc. P		
18	87	51	53	NE	6 C		
19	87	48	50	NE	5 C.		
20	87	49	50	SW	0.2 CB		
21	30.04	42	47	W.	1 C	High clouds from E.	
22	18	40	47	SW	1.3 C		
23	29.90	54	58	SW	8 R		
24	30.02	53	60	SW	7 Bc		
25	09	53	59	SW	6 Bc. O		
26	06	58	60	SW	4 O		
27	29.73	59	61	SW	5 O. P.		
28	57	52	56	W.	0 R. t		
29	19	51	53	W.	3 P.		
30	30	47	50	W.	5 P.		
31							
Mean							

1836 November	Barometer 9 am.	Thermometer		Wind	Weather	Remarks	D's Age
		Min.	Max.				
1	30.00	31	35	W ^y	7	7	22
2	29.87	45	50	W ^y	3 D		
3	73	42	45	W	2.8 F.O.P		
4	50	41	43	W	7 P		
5	14	43	45	W	5 P. BC		
6	38	34	37	W ^y	1 B ^y		
7	52	32	37	W	4 Bm		
8	93	31	34	W	1 ImB		
9	93	42	45	W	4.7 D. BC		1 a
10	53	45	51	W	6 P. BC		
11	34	43	50	W	5 R. of		
12	73	38	40	W	0.6 F.O		
13	57	53	54	W	8 R		
14	54	40	41	W	5 B	Charming day	0.5 p
15	96	36	37	W	1 B ^y		
16	90	45	47	W	5.8 P.		
17	54	44	45	W	7.5 R		
18	05	40	40	W	5 Bm		
19	19	34	37	W	4 B. F. - R		
20	70	35	37	N	3 B. F. Bm		
21	30.08	33	36	W	0.5 F. - R		
22	29.88	33	40	N	1 F		0.5 a
23	27	39	45	W	9.9 C. 20 R		
24	40	39	39	W	6 B. M		
25	70	34	36	N	3 om		
26	35	40	41	W	5 R.		
27	44	46	50	W	4 R. P		
28	22	50	53	W	9 R		
29	28.90	53	57	W	9.10 R. 29.	From noon to 3 pm. More nearly approaching a hurricane than any gale I ever knew in these countries.	
30	29.44	48	48	W	3.5 O. G.		
31							
Mean	29.56	40.2	43.2				



Fair 13
R. 17
S.

1836 December		Barometer 9 am.	Thermometer		Wind	Weather	Remarks	J's Age
			Min.	9 am.				
1	4	29.90	37	39	49 SW	4 P		10 a
2	5	29.97	46	49	54 SW	8.7 R2		
3	6	29.86	48	48	53 NW	7 R. P.		
4	7	29.72	48	54	57 SW	7 Og		
5	8	29.78	51	54	58 WNW	4 Og M		
6	9	29.90	48	52	58 WNW	6 P. B.		
7	10	29.50	50	51	55 SW	8 P		
8	11	29.20	43	45	54 WNW	5 P.		1 p
9	12	29.05	38	43	46 W	5 C B.		
10	13	29.20	35	37	48 SW	3 Bm. P		
11	14	29.52	35	38	48 SW	3 Om		
12	15	29.52	33	40	51 SE	4 R. H.		
13	16	29.20	45	48	51 NW	4 Og		
14	17	29.20	38	39	46 SW	5 Bm. a		
15	18	29.87	38	38	45 NW	3 B. F.		4 a D
16	19	29.65	36	39	45 WNW	2 B. H.		

17	20	30.06	35	36	47 W ⁴	1 B. F.	R	
18	21	30.05	46	50	53 SW	4 C. H.	D	
19	22	29.09	47	48	54 S	5 P	P. D.	
20	23	29.10	46	46	48 N	1 F	F	
21	24	29.20	38	43	49 NW	1 R. F.	R	
22	25	29.30	42	43	49 NW	3 O. F.	R	
23	26	29.77	40	40	43 N	1 O. F.		
24	27	29.64	32	34	38 NNE	4 Og		
25	28	29.70	28	30	34 N	5 S		
26	29	29.55	28	31	34 NE	5 S		
27	30	29.55	31	33	33 NE	5 Og. F.		
28	31	29.83	30	34	34 N	4 Og		
29		29.96	30	33	35 NE	2 S		
30		29.30	30	32	33 NE	2 F		
31		29.20	29	31	33 N ⁴	1 F		4 a
Mean								



Fair
R. or P.
S.

0 midday

1837 January.	Barometer 9 am.	Thermometer		Wind	Weather	Remarks	D's Age
		Min ^m	9 am. Max ^m				
1	30	43	31 31	35 ^{W⁴}	1	B. S. B. C.	
2		34	23 24	37	0	7 ⁴	
3		28	37 37	41	1	7 ⁴	
4		28	35 36	40	3	7 ⁴	
5		07	35 36	42	3	7 ⁴	
6		29. 60	42 45	49	5. 5	B. R. P.	
7		60	39 41	43	4	B. H.	
8		30	10 34	35 48	0	7 ⁴	
9		10	43 45	50	7. 5	P. C.	
10		29	76 44	46 52	8. 9	R.	
11		30. 05	30 32	34	1	7 ⁴	
12		05	32 35	38	6	C.	
13		29	43 35	48 51	6	R.	
14		90	36 37	40	4	B. C.	
15		30. 35	32 36	29	5	1	
16		28	33 34	38	2	7 ⁴	

17		28	38	40	44	W ⁴	1		
18		04	39	42	43	SW	1		
19		29	87	36	38	40	NE	5	
20		70	36	36			NE	4	
21		15	35	39			SW	4	
22		30			51	SW	9		
23		37	48	49	52	SW	5		
24		47	48	49	52	SW	5		
25		50	45	45	52	SE	6		
26		53	44	44	45	SE	5		
27		68	39	40	46	NP	60		
28		80	36	37	39	NP	6		
29		72	34	36	35	NP	5		
30		72	34	38	43	SE	5		
31		82	42	44	48	SE	4		
Mean									



1837 February	Barometer 9 am.	Thermometer		Wind	Weather	Remarks	D's Age
		Min ^m	9 am. Max ^m				
1	29 94	41	42 43	SE	SR.		
2	30 20	41	43 49	SE	CF		
3	23 9	41	43 49	SE	Can		
4	30 30	35	37 46	SE	CM		
5	30 0	35	37 43	SE	C		10 A
6	30 5	32	35 43	SE	BM		
7	25 1	32	36 44	NE	BM		
8	10 8	34	39 44	SE	BM		
9	17 24	44	45 49	S	D		
10	29 85	45	47 51	SW	BC		
11	33 2	45	49 50	S. WNW	R. Rg		
12	33 0	37	40 47	SW	BC. Rg		
13	24 5	43	49 53	SW	BC 10		10 A
14	30 1	39	41 51	SW	BC D		
15	90 8	34	39 50	SW	CF		
16	30 22	45	48 55	WSW	D		
17	0 1	18	44 45	WSW	5 BC		
18	29 2	94	39 46	51 S	6 7 R. Rg	at 10 Pm observed a very	
19	0 0	60	35 40	52 S	8 9 R		
20	0 0	24	40 42	50 WNW	5 BC		0 2 P
21	0 1	48	41 45	53 WSW	8.5 P		
22	8 7	79	38 41	50 WNW	6 BC.		
23	4 4	58	40 45	51 SSW	8 R		
24	0 0	62	35 39	45 WNW	7 BC		
25	0 6	30	33 35	45 N	4 BM		
26	0 0	10	31 32	41 N	4 BM		
27	0 0	29	35 32	40 SW. Rg	1.2 O R. Rg		
28	0 1	30	36 38	43 NE	1 OF BM		0 5 1/2 A
29							
30							
31							
Mean							



1836 March	Barometer 9 am.	Thermometer		Wind	Weather	Remarks	D's Age
		Min ^m	9 am.				
1	30	30	32	36	40 NE	A C.	
2	30	30	33	35	42 NW	S C-BC	
3		22	32	35	43 NE	4 O P	
4		00	38	42	45 NE	7 C.G.	
5		00	35	36	46 NW	1 O.M. - P	
6	29	87	39	41	43 NE	3 O.G.	
7		97	37	39	46 NE	3 O.G.	
8	30	13	35	38	49 NW	1.6 B.F.	
9		00	39	42	50 NW	4 O.C.	
10	29	57	40	43	50 NW	7 C P	
11		34	37	40	51 SW	4 C	
12		34	34	38	46 SW	2 B.M.	
13		70	36	39	45 NE	6 G	
14	30	25	34	36	45 NE	5 BC	
15		11	37	39	42 ENE	7 O.G.	
16	30	38	40	42	42 ENE	2 D	

Therm. at Hastings

Sept	9th	2	night
13	59	68	62
14	64	68	61
15	60	69	61
16	63	70	63
17	63	68	68
20		66	60
21	61		60
22	61		61
23	60		60
24	60		60
25	58		
26	58		
Oct	1st	1 to 2	night
9	54	56	54
10	54	59	54
11	57		40
12	54		41

17	20	38	40	42	ENE	4 O	
18	16	37	40	46	NE	4 O	
19	29	46	30	40	43 NE	6 C	
20		83	30	36	42 N	6 B.M. PS	
21		83	26	31	36 N	2 O.G. BPS	
22		74	29	32	39 SE	5 O.G.	
23		74	28	33	40 SE	4 O.G.	
24		74	28	32	38 NE	1 B.M.	
25		74	30	32	43 NNW	5 B.M.	
26		67	33	39	45 NW	3 O.G. BC	
27		90	28	32	42 N	3 B.M. PS	
28		90	33	39	49 WSW	5 O.G.	
29		68	36	42	49 W	5 B.M.	
30		68	37	39	47 NE	3 C.M.	
31		84	31	36	45 N	1 B.F.	
Mean							




Easter

1827 April	Barometer 9 am.	Thermometer		Wind	Weather	Remarks	D's Age
		Min ^m	9 am.				
1	h 29	84	34 39	50 SW	3 BZ		
2	o	85	31 37	48 NW	1 BZ		
3	o	47	37 41	50 WSW	7-8 BP		
4	o	57	33 37	45 W	5 W		
5	h	60	36 39	46 ENE	7 O BCom		0.7a
6	h	81	33 40	47 WNE	5 BCom		
7	h 30	04	32 39	45 N	3 Bm. P		
8	h	23	35 40	46 NE	6 OG		
9	o	24	31 37	42 NE	8 BC ps		
10	o 29	67	26 34	42 SW	6 BCF		
11	o			42			
12	h	61	28 36	44 E	5 OG PBS		
13	h	78	36 38	43 E	6 OG		
14	h	82	36 40	46 WNE	5 C		
15	h	67	34 39	49 SW	4 BC		
16	o	40	35 37	41 N	5 OG AS		

17	o	60	34 37	49 N	4 OG 2g		
18	o	82	38 41	46 N	3 OG		
19	h	82	42 44	51 N	3 OF		
20	h	75	40 49	52 SW	5 O P		
21	h	75	35 43	55 SW 9 th	5 BC		0.9a
22	h	53	38 42	53 SE 6 th	3 BP		
23	o	53	38 44	55 SW W	5 P R		
24	o	64	40 44	58 SW	5 B.P		
25	o	84	39 47	57 SW 5.8	5 B.P. 2		
26	h	76	45 51	61 SW	6 C		
27	h	70	41 47	53 SW	5 O		0.7a
28	h	63	41 48	58 SW	6 C		
29	h	45	46 49	56 S	5 R		
30	o	40	48 51	61 SW	7 R-BC		
31							
Mean							



Fair
R or P.
S.

1837 May	Barometer 9 am.	Thermometer		Wind	Weather	Remarks	D's Age
		Min ^m	9 am.				
1	29 61	48	54	62 SW	C		
2	87	46	52	64 W	BC		
3	70	51	55	63 NW	0		
4	75	45	48	60 NE	ag.		
5	95	42	50	61 N	BCM		7 p
6	30 10	43	50	59 N	BC		
7	00	41	48	57 W	BM		
8	29 78	44	46	59 S	R.		
9	56	41	45	52 N	0. B.		
10	55	35	43	52 NNE	BC phr		
11	88	37	45	55 N	0. BC		
12	75	42	46	55 SE	D		6 p
13	75	43	51	59 SE	BC		
14	70	41	45	58 SE	0.7		
15	30 00	41	49	58 N	C		
16	18	45	48	62 NNE	0. BC.		
17	18	45	59	70 N	3 BM		
18	10	49	52	56 N	6 BM		
19	04	42	47	55 N	6 0		
20	29	92	42	45	52 NNE	R. BC	0.7 a
21	68	43	46	53 NNE	5 P-R		
22	68	40	46	53 NNE	6 C-P		
23	87	40	47	56 NE	6 0 in		
24	87	42	50	61 SW	3 0		
25	75	43	51	62 SW	5 0		
26	75	47	56	67 SW	6 BC		0.7 a
27	90	44	52	66 SW	3 BM		
28	95	50	58	65 SE	5 0 - P		
29	95	53	55	69 SW	6 BC		
30	95	49	56	66 WSW	6 BC		
31	95	47	53	66 W	6 P 0		
Mean					Fair R. or P. S.		

1837 June	Barometer 9 am.	Thermometer		Wind	Weather	Remarks	D's Age
		Min ^m	Max ^m				
1	29	50	53	65 NW	6 R		
2	29	53	53	62 NW	6 Bc-R-Rc		
3	29	50	51	63 NW	5 R		
4	30	46	53	68 SE	1 Bm		
5		44	52	72 SW	4 Bm-R		
6		44	52	59 NW	2 Bm		
7		47	54	62 SE	3-6 C Bc		
8	29	54	55	68 SE	7 Cg		
9		51	61	69 SSE	5 C		
10		56	60	67 SW	8 Bc		
11		56	58	68 SW	8 A P		
12		52	59	71 SW	7 O		
13		58	65	74 NW	7 C		
14		60	65	73 SW	5 C P		
15	29	55	64	75 SW	5 B		
16		58	64	74 E	1 F		
17		90	57	62	73 SW	6 CB	
18		71	53	53	70 SW	6 R.	
19		84	55		72 W	5 Bc	
20		84	54	68	72 SW	6 Bc	
21		95	56	62	72 NW	5- Bc	
22	29	18	55	62	74 W	3 Bcm	
23		27	59	66	76 SE	3 Bm	
24		12	60	67	76 NE	2 Bm	
25		00	60	68	76 E	1 Bm	
26		10	59	64	70 NE	3 B	
27		14	52	59	66 SE	4 B	
28		7	49	59	69 E	2 O	
29	29	7	51	57	73 S	2 O P	
30		03	57		77 O	5- Bm	
31							
Mean							



Fair
B. or P.
S.

1837 July	Barometer		Thermometer		Wind	Weather	Remarks	D's Age
	9 am.	Min.	9 am.	Max.				
1	30	25	60	66	E 12	c Bm		
2	30.24	20	57	72	NE	BC		
3	14	57	63	74	SW	BC		
4	03	55	65	73	N	BC m		
5	07	57	64	73	N	BC P		
6	07	60	64	74	N	O		
7	11	59	61	74	NE	O		
8	10	58	67	77	WSW SE	2 6 BC		
9	6	54	60	67	ESE	BC		
10	29 90	52	72	SE	5	CB		
11	90	56	63	72	E	BC		
12	87	55	60	67	N	O		
13	70	58	62	70	SSW	2		
14	80	58	64	72	SSW	7		
15	87		63	72	NW	5		
16								
17								
18								
19								
20								
21								
22								
23								
24								
25								
26								
27								
28								
29								
30								
31								
Mean								

The Windows cleaned on the 16th
may have shaken the Therm. stem &c



1837 August	Barometer 9 am.	Thermometer		Wind	Weather	Remarks	D's Age
		Min. ^m	9 am. Max. ^m				
1	♂ 29	65	52 61	72 E	R		
2	♀	57	59 64	72 WNW	R		
3	4	60	59 64	71 W. SW	9 BP	Returned from Portsmouth	
4	♀	75	56 62	71 SW	8 BC.	W.B. & Indiv.	
5	♂ 30	60	51 59	69 N	4 BC		
6	0	14	53 61	69 NE	5 BC		
7		20	53 63	66 NE	4 0		
8	♂	24	52 62	69 E	4 C		
9		04	50 63	72 ENE	4 BC		
10	29	86	59 63	72 NE	3 09 K-Bm		
11		80	63 66	73 0	N. 0 3 09		
12		90	60 63	74 W	4 BC		
13	30	06	56 60	75 SW	3 C B		
14		18	60 63	78 SW-E, 1	7		
15	♂	18	58 65	76 SE	2 BC		
16		08	60 67	75 E	3 C m-PH		
17		29	97 69	70 79 E	2 0 --- CB		
18		30	04 61	65 78 SW	4 C		
19			04 62	70 76 SW	1 E		
20		29	50 69	70 77 SW	7-8 BC		
21			97 59	65 75 SW	7 C B		
22	♂ 30	10	58 65	74 W	3 0		
23		29	95 62	65 74 W	4 R		
24		30	10 56	60 67 NE	4 0		
25		30	14 52	59 60 SSE	6 BC		
26		29	82 55	65 73 SW	6 W		
27		30	10 48	53 66 NE	3 BC		
28		29	98 50	57 66 SSE	4 BC		
29	♂	29	46 55	57 64 NE	3 14		
30			34 54	56 65 NW	7 0 P. 22		
31			40 48	53 65 NW	2 BC		
Mean							





1837 Sept.	Barometer 9 am.	Thermometer			Wind	Weather	Remarks	D's Age
		Min ^m	9 am.	Max ^m				
1	29	33	50	53	65	N	3 Op. 22	
2		38	50	56	64	NNE	5	
3	0	68	49	52	62	N	5 0-p	
4		50	51	53	N		9 0	
5								
6								
7								
8								
9								
10								
11								
12								
13								
14								
15								
16								
17								
18								
19								
20								
21								
22								
23								
24								
25								
26								
27								
28								
29								
30								
31								
Mean								

Left Lowest House
and moved to
Gloucester Place



Fair
R or P.
S.

1837 October	Barometer 9 am.	Thermometer			Wind	Weather	Remarks	D's Age
		Min ^m	9 am.	Max ^m				
1								
2								
3								
4								
5								
6								
7								
8								
9								
10								
11								
12								
13								
14								
15								
16								
17								
18								
19								
20								
21								
22								
23								
24								
25								
26								
27								
28								
29								
30								
31								
Mean						<div>Fair R or P S</div>		

1837 December	Barometer 9 am.	Thermometer		Wind	Weather	Remarks	D's Age
		Min ⁿ	9 am. Max ⁿ				
1	29 76	40	43	4.5 W	3 Bcm		
2	30 16	32	35	4.3 0	W 3		
3	30 30	32	38	4.2 SE	2 Of		
4	41	31	32	4.1 0	8		
5	30 30	30	38	4.0 SE	5 Of		
6	04 36	37	38	SE	5 Om - P. H. at		
7	29 73	32	34	SE	6 S		
8	61	32	38	4.5 SE	4 Bcf - Pd		
9	60 33	33	35	4.4 ESE	4 0		
10	91 38	36	42	4.1	2 Om - Bm		
11	30 0 35	37	40	SE	6 Om - Bcm		
12	29 95	33	34	SE	3 Bcm - Pd		
13	96 33	38	43	SE	3 Bcm		
14	30 04	36	37	4.6 E?	2 Bcf		
15	08 35	36	40	0 SE	4 Bcm		
16	29 82	35	39	SE	4 Bm		
17	73 48	51	51	S	2 7 09 - R		
18	32 47	52	55	SW	5-9 R		
19	85 44	45	51	W	4 B - R		
20	50 45	54	57	SW	5 9 R R		
21	87 40	41	45	W	5 Bc		
22	0 4.5	45	53	SW	5 C D		
23	85	49	49	S?	2 C		
24	85 43	46	55	S?	2 Fd		
25	75 49	53	47	W	7 Bcp		
26	83 43	47	51	0 SE	3 Cf		
27	72 42	45	49	SE	3 F		
28	80 45	50	52	S	4 KCM		
29	80 44	47	51	SE	6 KC		
30	82 45	51	56	S	5 CB		
31	90 44	46	54	S	5 Bcm		
Mean					Four Barl. S.		

1838 January	Barometer 9 am.	Thermometer		Wind	Weather	Remarks	D's Age
		Min ^m	Max ^m				
1	29 90	43	45	50 S	6 Mm		
2	80	41	46	50 W	2 F - P		
3	88	42	42	48 S	4 Bc		
4	87	36	39	48 W	2 Bm		
5	30 14	32	34	37 O	0 F		
6	17	30	34	38 NE	2 Df		
7	20	34	35	36 SE	3 O		
8	30	28	30	35 ESE	8 O	A little snow	
9	13	22	23	25 NE	7-5 Oq	A little snow	
10	00	25	25	27 NE NE	5 B	Same snow	
11	29 91	17	25	28 N ^r	1 Om	Same snow	
12	30 22	18	19	26 F	0 O ^r	Same snow	
13	30 20	19	22	26 N ^r	2 Oq	Same snow	
14	29 92	19	24	25 N	5 S	Same snow	
15	80	12	16	2	3 Bf	little snow	
16		27	30	72	3 F		

17	30 11	23	29	31 N	3 F	A little snow	
18	29 06	22	22	25 NE	8.6 F		
19	78	20	21	20 NE	5 F		
20	80	0	10	21 O	0 Bf		
21	82	17	25	21 E	3 Bf		
22	63	35	41	45 NW	2 F		
23	78	32	34	37 SE	6 O		
24	78	26	27	27 SSE-NE	9 O		
25	53	24	27	29 E	5 O		
26	32	26	28	29 ESE	6 O		
27	20	28	30	32 SE	6 O F		
28	35	29	29	32 SE	3 OF		
29	40	32	40	47 SW	4 F		
30	55	37	37	37 SE	4 Oqf D		
31	70	34	35	38 SE	6 O		
Mean							





1838 February	Barometer 9 am.	Thermometer		Wind	Weather	Remarks	D's Age
		Mic ^m	9 am. Max ^m				
1	29	32	33	7 E	Og		
2	30	31	32	6 NE	O		
3	30	27	31	5 E	B	24	
4	24	25	32	5 E	B		
5	20	25	29	6 NE	Be		
6	0	27	31	6 NE	Bf	RS	
7	29	35	41	5 S	O	D	
8	07	41	47	SW	R		
9			52	W	P		
10	05	31	32	35 NW	O		
11	30	24	31	35 N	Bc		
12	52	23	29	38 E	Bf		
13	52	22	28	35 NE	Bm		
14	70	25	28	37 NE	Bm		
15	64	26	28	32 E	Bm		
16	50	27	30	34 ESE	Bmc S		
17	57	26	29	32 E	Slect		
18	95	30	34	38 N	O		
19	30	10	32	34 E	O		
20	29	70	28	32	41 SW	Bc	
21	63	35	36	40 S	O		
22	24	64	32	34	38 E	O	
23		41	34	34	38 E	50	
24	28	71	39	40	47 ESE	Rf	
25	65	41	45	52 SW	C		
26	90	39	39	41 SE	NE	O	
27	29	02	34	37	44 ENE	R	
28		02	40	43	53 SSE	Bc R	
29	24						
30							
31							
Mean							




Fair
B. or P.
S.

1838 March	Barometer 9 am.	Thermometer		Wind	Weather	Remarks	D's Age
		Min. ^m	Max. ^m				
1	29	07	43 47	5	C	R	
2		07	41 42	3	0	R	
3		15	41 43	2	0	g	
4		00	37 38	6	R		
5		53	39 42	5	C		
6		70	41 50	6	B		
7		82	34	6	BC		
8	30	82	35 43	5	C		
9		20	32 39		B		
10		25	34 41	5	BC		
11	29	74	34 43	5	BC		
12	30	03	34 39	2	4	C	
13		13	35 42	1	5	P	
14		00	53	5	0	g	
15	29	90	45 52	5	BC		
16		90	34 45	3.9	BC. Pgh		
17		43	35 45	6	BC		
18		55	34 42	6	BC		
19		55	40 41	5	0	g	
20		20	41 52	9	8	BCp	
21		34	33 48	8	BC-p-		
22		43	33 41	5	0		
23		55	30 41	5	6	BC - ps	
24		50	36 44	4	BC - p		
25		75	34 49	7	BC		
26	30	02	31 43	4	8	Bem	
27		20	33 44	4	Bem		
28		44	38 46	5	BC		
29		44	37 44	2	BCf		
30		40	48 54	2	C		
31		10	40 50	6	BC		
Mean					Fair R or P S		

1838 April	Barometer 9 am.	Thermometer		Wind	Weather	Remarks	D's Age
		Min ^m	9 am. Max ^m				
1	30	12	28 39 43	ESE	5 Bc ps		
2		05	26 40 51	E	Bcm		
3	29	96	32 44	NE	5 Bc		
4		90	55 61		Bcm		
5		95	44 57	62 NW	6 13m ps		
6		65	45 54	62 W	6 O R		
7		50	50 52	58 WSW	7 O R		
8		10	42 48	60 SW	8 R Bc		
9		70	38 49	57 NW	5 Bc		
10		95	40 55	60 NW	5 Bc		
11	30	10	49 62	66 W	3 B		
12		15	41 57	61 NW	4 B		
13		20	36 51	55 N	5 B		
14	29	90	42 46	55 N	1 F P		
15		75	46 49	62 W	5 O B		
16		75	37 48	52 NW	7 Bc ps		
17		60	31 46	52 NW	6 Bc		
18		70	32 39	51 NW	6 Bc		
19		70	34 36	47 NW	6 S		
20		73	35 44	46 N	5 Bc ps		
21		62	35 43	54 NNE-NW	09		
22		15	37 42	54 S	09 P		
23	30	05	37 55	57 S	3 Bcm R		
24	29	50	40 46	52 ESE	3 O Bc		
25		67	38 48	53 NE	7 09		
26		80	43 46	50 N	6 O		
27		84	37 45	49 N	5 C		
28		80	34 45	52 N	6 Bc		
29		67	35 45	52 N	5 Bc		
30		50	38 46	55 NW	5 O		
31							
Mean					Fair R. or P. S.		

1838 May	Barometer 9 am.	Thermometer		Wind	Weather	Remarks	D's Age
		Min ^m 9 am.	Max ^m				
1	29.50	45	50	SW	B		
2	70	49	66	SW	BC		
3	77	50	59	SW	OP		
4	90	47	60	SW	BC		
5	30.05	49	62	SW	BC - P		
6	20	45	48	WNE	O		
7	21	41	55	WNE	BC		
8	20	48	66	E	BC		
9	10	46	55	E	B		
10	22	42	53	SE	BC		
11	28	35	50	E	BC		
12	05	38	51	SW	B		
13	29	63	43	SW	O - P		
14	68	38	48	W	BC		
15	73	34	44	SE	BC		
16	80	34	45	SE	BC		
17	77	36	46	ENE	C		
18	80	38	47	NE	5.7 B		
19	85	40	50	E	O - P		
20	60	50	53	SE	O		
21	50	54	58	SW	BC		
22	50	53	56	SW	OP		
23	70	45	55	W	O		
24	80	49	54	W	O		
25	90	46	50	NE	C		
26	97	45	51	NE	O		
27	90	41	53	ENE	C		
28	50	46	54	E	R - CB - H		
29	57	51	61	SW	C		
30	73	52	59	W	BC		
31	80	50	63	W	BCm et		
Mean					Fair B. or P. S.		


1838 <i>June</i>	Barometer 9 am.	Thermometer		Wind	Weather	Remarks	D's Age
		Min ^m	9 am. Max ^m				
1	29	51	60	74 NW	5	Bc	
2		75	53	60	72 NW	5	Pdc
3		75	50	61	73 W	4	Bc
4		70	53	61	73 NW	5	Bc
5		80	48	54	74 SW	5	C
6		90	50	53	65 Nod	5	O
7	30	05	49	51	68 NW	4	C
8		15	42	52	69 NE	6	Bc
9		10	44	59	70 NE	2	Bom
10	29	73	49	80	68 SW	5	Bc R
11		45	52	37	63 SE	6	P
12		52	52	57	68 SE	4	Bop
13		60	49	59	69	0	P
14		64	50	59	70 NW	6	C P
15		64	54	62	69 NW	5	O P
16		70	53	63	77 SW	4	C
at Portmouth SW							
17		75	60	64	76 SW	6	OP R
18		60	61	70	76 SE	5	O BpLT
19		70	54	62	73 NW	5	Bc b
20		70	55	60	72 S	1	6 R
21		50	59	63	72 NW	4	8 C
22		68	53	63	75 NW	7	Bc
23	30	05	50	62	74 NW	3	Bc
24		00	53	67	78 S	1	Bm
25	29	96	64	70	78 J breeze wind S. at NE	4	Bc
26		90	55	57	75 NE	4	R
27		90	57	64	75 NW	5	Bc. P
28	24	90	57	72	SW	3	O.
29		90	55	63	75 W	2	Bc
30		90	50	62	73 NW	4	Bc PLT
31							
Mean							
<div><div></div><div>Fair R or P 5</div></div>							


South east the rest of the day


Coronation

1836 Feb	Day	Barometer			Thermometer		Wind	Weather	Remarks	D's Age
		9 am.	Mid.	9 am.	Mid.	Max.				
1	0	29	81	52	64	69	SW	C	R	
2	1		90	55	67	73	LL	Bc	P R	
3	2		96	61	65		S	OP	R Bc	
4	3		96	57	68		WNW	Bc		
5	4					76	E	Bc		
6	5		96	56	64	77	S by W	P4 Bc	Bc	
7	6		95	55	66	75	W	Bc		
8	7		88	58	63	74	NW	OP		
9	8	30	83	63	66	77	W	Bc		
10	9		85	61	61	76	SW	Bc		
11	10		83	61	72	81	W	Bc		
12	11	29	97	62	67	79	W	O	Bc	
13	12		90	62	73	81	SW	Bc		
14	13		71	62	66	73	SW	C	R	
15	14		67	58	64	74	SW	Bc	P	
16	15	97	54	63	75	80	W	Bc		

Time the next day


1836 Mar	Day	Barometer			Thermometer		Wind	Weather	Remarks	D's Age
		9 am.	Mid.	9 am.	Mid.	Max.				
17	16	30	10	51	65	75	W	Bc		
18	17		0	62	65		WNW	O		
19	18		15	57	66	77	W	Bc		
20	19	29	90	58	60	75	WNW	OP		
21	20		90	54	60	69	WNW	C		
22	21	30	10	52	63	65	W	Bc		
23	22		10	47	57	68	WNW	Bc		
24	23	29	90	54	59	69	N	Bc		
25	24		90	47	60		WNW	Bc		
26	25		88	47	60	74	W	Bc		
27	26		70	51	59	73	W	Bc	R	
28	27		70	53	62	73	W	Bc	P	
29	28		60	51	60	71	SW	C	P	
30	29		60	48	61		W	C	P	
31	30		75	48	61		W	Bc		
Mean								Fair Bc P S		


1838 August	Barometer 9 am.	Thermometer		Wind	Weather	Remarks	J's Age
		Min.	9 am. Max.				
1	29 84						
2	75	50	62	72 SW	R	P	
3	68	51	64	74 NW	BCP	P	
4	64	62	68	63 SW	O	P	
5	50	55	63	74 SW	C	P	
6	47	56	62	73 SW	7 P R-BC		
7	60	54	62	71 W	BC	P	
8	91	56	60	70 NW	O		
9	30 11	52	63	70 NW	27 BC		
10	29 95	57	64	74 SW	C	P	
11	30 00	64	69	76 NW	CB		
12	00	60	67	78 SW	C		
13	29 96	54	65	75 W	C		
14	30 17	52	59	73 NW	B		
15	02	50	61	69 N	BC		
16	02	51	60	72 E	O		
17	04	53	60	71 ENE	O	R	
18	12	55	63	74 E	BC		
19	29 90	59	67	74 W	BC		
20	80	57	60	73 SEW	BCP	P	
21	24	58	63	72 SW	9 BC	P	
22	18	52	60	68 SW	PG	P	
23	38	52	60	70 NW	CP LRG P		
24	51	48	59	68 NW	BC	P	
25	00	47	57	67 NW	Bf		
26	00	52	59	71 NW	BC		
27	00	60	69	78 W	BC		
28	29 97	62	66	79 NW	BC		
29	70	61	61	68 NW	BC		
30	08	56	64	68 NW	BC		
31	08	61	63	72 NW	BC		
Mean					Four Bar P. S.		


1838 September	Barometer		Thermometer		Wind	Weather	Remarks	D's Age
	9 am.	Min ^m	9 am.	Max ^m				
1	30	00	51	69	W	4	Bc	
2		04	57	61	WNW	3	0	
3		05	51	59	W	3	B	
4	29	90	48	57	WNW	4	B	
5		58	58	67	SSE	7	0 R	
6		20	58	58	SSW	2	R	
7								
8					WSW	5	2 or 3 light showers.	
9	30	15	41	67	N.W.		Papery clouds	
10		32	43	62	Sparingly airy wind			
11		47	41		No wind		Blue sky, hazy.	
12		38	44.5		N.W.	1		
13								
14								
15								
16								
17								
18								
19								
20								
21								
22								
23								
24								
25								
26								
27								
28	♀	29.88	42	50	N.W.	1	Bf	
29								
30								
31								
Mean							Fair R or P S	


1838 October	Barometer 9 am.	Thermometer		Wind	Weather	Remarks	D's Age
		Mic. ^m	9 am.				
1							
2							
3							
4							
5							
6	30.21	44	50	NE	6 Og		
7	21	50	54	NNE	6 CB	clear	
8	20	49	54	NNE	5 Og dr		
9	20	48	53	NNE	4 Og BC		
10	11	50	52	NNE	3 Og		
11	29 87	50	54	NNE	2.9 Og		
12	66	47	50	NW	5 BC P		
13	52	31	43	NW	4 BC		
14	80	31	40	WSW	6 OF P		
15	37	41	52	SW	6 C		
16	54	51	57	SW	5 Og P		
17	23	51	56	W	5 BC		
18	92	38	48	SW	3 BC R		
19	80	51	59	WSW	6 C		
20	95	50	57	SW	5 R P		
21	30 18	48	57	W	1 OS		
22	03	57	58	SW	4 Og		
23	29 87	55	58	SSW	3 Og P		
24	67	54	59	W	2 BC		
25	30 00	45	52	W	1 Bcf R		
26	29 72	51	58	SW	6 C R		
27	84	40	51	SSW	6 9 BC 2R		
28	52	49	53	W	2 10 Bm RP		
29	28 95	45	53	W	8 C		
30	29 64	38	47	WSW	3 BC		
31	72	44	49	NW	6 OR	4 all the clouds were coming from the East by means	
Mean					Fair R or P 3.		



1838 December	Barometer 9 am.	Thermometer		Wind	Weather	Remarks	Day Age
		Min. ^m	9 am. Max. ^m				
1	29	47	43	47	56 SW	5 BC R	
2		40	47	54	57 SW	6 BC R	
3		40	40	48	56 SW	4 B	
4		48	40	41	55 SW	2 Bm	
5		50	36	41	48 NW	2 6 Pm	
6	30	14	40	40	46 NW	3 Bcm	
7		14	38	48	52 S ^y	1 Df	
8		24	34	36	48 N ^y	2 BC	
9		24	30	34	43 N ^y	1 F	
10		14	28	34	38 N ^y	2 Om	
11		14	33	40	46 O	OF	
12		17	29	42	46 NW	1 Fi	
13		20	42	43	46 O	BF	
14		30	42	44	51 O	BF	
15	h	26	38	39	44 N ^y	1 Bk	
16	o	25	35	39	40 NE ^y	1 BF.	
17	o	26	34	37	40 W ^y	1 CF	
18	o	20	34	35	38 W ^y	1 CF	
19	o	11	32	34	38 E ^y	1 Bmg	
20		11	33	38	41 E ^y	1 Bm	
21		25	34	36	39 E	3 Ogm f	
22		00	34	36	40 SE	4 Ogm	
23		29	33	42	45 SE	3 R	
24		25	41	42	44 SE	6 D R	
25		55	32	38	44 NE	3 C B m	
26		84	27	29	41 W ^y	1 7 Bm	
27		55	32	34	43 W ^y	2 Bm	
28	30	10	30	32	39 NW	1 Bm	
29		10	32	40	46 SW	5 Bm	
30		03	40	48	52 S ^y	3 O PD	
31		42	33	36	50 N ^y	1 Bm	
Mean						Fair R or P. S.	

1839 January	Barometer 9 am.	Thermometer		Wind	Weather	Remarks	D's Age
		Mic. ^m	9 am.				
1	30	23	33	40	48	SW	5 OP
2	30	23	33	45	49	NW	4 BC
3	29	91	42	45	51	NW	3 7 B
4	29	48	42	42	48	W	4.6 BP BC
5	29	64	33	38	48	SW	4 B
6	29	70	32	35	52	0 SE	0.9 C B 2
7	29	02	34	43	47	SW	8 10 BC P 2
8	30	50	32	35	39	NW	4 BC PS
9	30	65	31	34		NW	3 BC
10	30	20	26	33		NW	4 BC F
11	30	10	38	42	51	SW	6 0 F
12	30	10	42	48	50	SW	4 BC m
13	29	93	42	50	53	SW	7 C D
14	29	94	41	44	50	W	4 BC m R
15	29	80	33	36	52	NW	3 BC S
16	29	85	28	34	41	NW	2 BC F
17	30	95	28	30	38	NW	3 BC
18	30	10	25	29		NW	1 BC m
19	29	58		44	57	SW	7 0 G
20	29	90	32	37	46	NW	4 BC
21	30	60	45	50	53	SW	4 0 G R
22	30	00	31	35	37	N	5 BC
23	30	42	32	36	41	N	4 C BC
24	30	45	29	34	45	N	2 0
25	30	05	40	43	48	NW	4 C P
26	30	12	32	35	38	NNE	5 BC
27	30	24	30	33	38	NE	5 BPS
28	30	00	32	34	37	NE	4 BC
29	29	54	28	32	38	0	4 SW 8 B m RS
30	29	20	21	24	34	NW	2 BC P S PS
31	29	10	26	30	37	NW	6 5 BC PS
Mean							Fair R. or P. S.

1839 February	Barometer 9 am.	Thermometer		Wind	Weather	Remarks	D's Age
		Min ^m	Max ^m				
1	30	25	31	38 NE	4 BC		
2		29	31	39 NNW	2 FB		
3	29	33	37	45 WSW	5 O Bmc		
4		36	41	49 SW	5 BF		
5	30	39	43	47 WSW	5 BCm		
6		40	40	51 E	4 FO	wet fog	
7	21	40	46	54 SE	4 NW 4 D		
8	21	48	49	54 S ⁿ	2 7 Om		
9	21	49	51	52 SW	4 Om		
10	41	42	47	56 NW	4 B		
11	40	35	42	49 NW	4 OWSm D		
12	21	42	48	52 WSW	6 BC R		
13	46	35	42	50 S ⁿ W. W. 1	BCV		
14	29	38	49	54 SW	8 O		
15	30	34	41	54 SW	5 B R		
16	29	42	42	55 W	6 R		
17	47	30	39	55 SW	5 B PS		
18	45	31	38	42 NW	5 PS		
19	60	28	32	41 SE	7 2 F		
20	35	32	38	41 WSW NE	7 8 O		
21	30	34	36	43 NE	8 C		
22	29	31	43	50 SW	5 8 Om R		
23	31	42	50	53 W	8 R		
24	75	32	41	54 W	5 Bm		
25	66	34	42	47 W	4 Bm		
26	30	30	37	46 NW NE	1.6 3 Bm. 2.4 5-13		
27	29	32	42	49 NW	3 BC		
28	30	11	32	39 NW	3 B		
29							
30							
31							
Mean					Fair R. exp. S.		

1839 March	Barometer 9 am.	Thermometer		Wind	Weather	Remarks	D's Age
		Min.	9 am. Max.				
1	30 00	40	46	53 SW	5	OG	
2	29 82	41	46	57 NW	3	BCW	
3	30 00	40	46	52 SE	5	CM	
4	29 95	35	40	41 SE	5	BCM	
5	30 02	33	35	35 E	6	OG	
6	29 85	30	33	34 E	6	BC PS	
7	30 54	25	32	37 SE	5	PS	
8	70 28	35	38	38 NW	5	BCPS	
9	90 23	31	37	37 N	5	BC	
10	30 10	25	31	40 NW	9	FO	
11	10 31	37	44	E	5-7	BM	
12	00 32	38	41	ESE	6	BF	
13	00 37	42	54	ESE SE	4	FO	
14	29 96	42	43	57 SE	1	OG	
15	77 43	46	51	SE	6	R	
16	28 42	46	56	W	5	BC P	
17	21 40	38	40	43 W	5	OG	
18	81 34	36	39	39 NW	5	O	
19	95 30	38	48	48 NW	5	OF	
20	90 35	42	52	42 W	5-7	O-D-R	
21	60 42	50	59	59 W	5	O P	
22	70 40	44	56	56 W	5	C P	
23	70 44	47	58	58 SW	5	O R	
24	61 48	52	53	53 NW	6	CB P	
25	65 40	45	57	57 W	5	BC	
26	75 41	45	50	50 NE	6	BC P	
27	67 41	49	58	58 SW	5	O	
28	35 41	47	59	59 W	5-7	BC P	
29	40 40	47	50	50 NE	5	BC	
30	71 33	42	43	43 NE	7	BC	
31	62 37	41	48	48 ESE	6	O R	
Mean						Fair R or P S	

1839 April	Barometer 9 am.	Thermometer		Wind	Weather	Remarks	Days Age
		Min ^m	Max ^m				
1	29	39	41	45 ESE	R	R	
2		38	38	41 E	R	R	
3		35	36	36 ESE	O	O	
4		33	35	38 NE	S	O	
5		32	33	38 E	S	S	
6	30	33	39	44 ESE	B	BC	
7		33	39	43 E	B	BC	
8		32	39	43 ESE	7	BC PS	
9		32	38	43 ESE	6	PS	
10		36	43	50 NE	7	BC	
11		31	40	49 NE	7	BC	
12		34	43	48 NE	7	O	
13		42	46	50 NE	6	O	
14		42	49	58 NE	1	O	
15		45	52	59 NE	1	O	
16	29	44	54	61 SW	S	C	

17	44	46	49	61 W.	6	BC PH	
18	44	39	49	61 NW	6	R BC R	
19	60	47	50	63 W	5	BC	
20	30	00	48	59 NW	5	BC P	
21	0	20	39	49	58 NW	6	BC P
22	0	20	40	51	65 SW	4	C
23	29	94	47	54	61 NW	5	R
24	30	00	41	46	52 NW	5	BC
25	4	00	35	46	52 N	4	BC
26	0	07	37	44	53 NE	5	C
27	6	44	43	51	59 NE	1	O
28	0	24	40	50	61 NE	2	BC
29	0	16	40	50	64 O W	-2	BF
30	1	10	45	59	70	BC	
31							
Mean							

6 ft. 4 in. - 1 ft. 6 in.

Fair
 R or P
 S

Life of the Great



1839 May	Barometer 9 am.	Thermometer		Wind	Weather	Remarks	Age
		Min ^m	9 am.				
1	29 95	45	60	SE 1-2	BC F		
2	90	49	63	N	BC	P	
3	94	47	52	N	BC H		
4	80	49	56	NW	BC H		
5	70	53	55	SSE	B		
6	88	45	58	ESE	BC H		
7	97	44	54	ESE	BC		
8	90	42	59	NE	BC		
9	80	46	48	SE	P		
10	80	39	48	NE	P	R	
11	30 10	41	48	NE	BC R		
12	29 95	40	47	NNE	C		
13	90	42	47	NNE	BC 20 BC		
14	30 36	43	52	N	PG PS		
15	40	32	41	NW	BC H		
16	58	34	45	SW	BC		
17	94 37	49	67	SE	B		
18	30 00 39	57	68	W	BC P		
19	30 00	52	57	SW	O		
20	15 52	62	72	O	B-OM		
21	10	52	60	WSE	C		
22	29 94	45	50	SW	BC		
23	30 07	40	48	N	BC	P a few small showers	
24	29 85	45	50	SW	BC		
25	30 04	40	50	N	BC		
26	10 38	48	57	N	BC		
27	12	42	55	SW	BC H		
28	15	45	55	E	C		
29	10	40	51	NE	BC H		
30	00	47	56	SE	O		
31	29 93	52	65	NNE	O		
Mean							





Fair
R or P
S

1839 June	Barometer 9 am.	Thermometer		Wind	Weather	Remarks	D's Age
		Min ^m	Max ^m				
1	29.93	48	59	66 N	7 BC-M		
2	90	44	57	65 NE	5 BC-M R		
3	65	45	52	64 E	3 R P		
4	64	51	55	65 E	3 O		
5	95	51	60	70 N	5 BCM	Thunder & lightning	
6	87	52	62	74 SWS	4 BC		
7	80	56	63	66 S	4 D		
8	80	55	63	75 SWS	5 BC		
9	95	55	62	74 SWS	5 7 BC		
10	30 20	54	65	WSW	6 BC	Oxland	
11							
12							
13							
14							
15	29.87	55	61	65 NE	6 C		
16	30 18	47	62	71 NE	6 BC		


17	9	30 10	50	57	77	SE	7 BC Heavy S.E. R. Storm at night -
18	8	29.96	59	71	78	SE	5 BC Heavy S.E. R. Storm at night -
19		.90	62	65	79	SW	4 BC a few drops
20		30.03	55	64	77	S. SE	5 7 BCM. 2
21		29.72	60	67	77	WSW	5.7 BC
22	6	.60	54	64	74	SW	6.8 C. P.
23	0	33	62	74	74	WSW	8 BC. R
24	0	70	52	62	74	WSW	5.7 CB
25		82	53	65	72	SW	4.6 BC
26		.50	54	65	72	SW. NW	C. P. & L.
27	4	80	50	61	72	WSW	5 BC
28		61	50	62		S	5 BC P
29		80	47	52	63	NW	6 CP
30		30 02	42	54	58	NW	6 C
31							
Mean							





1839 July	Barometer 9 am.	Thermometer		Wind	Weather	Remarks	D's Age
		Min ^m	Max ^m				
1	30 20 44	56	65	NW.	C BC		
2	20 49	60	69	NW	C		
3	20 53	62	71	N	CB		
4	11 53	64	75	NNE E 5 4	BM		
5	10 55	67	72	SSW	0		
6	29 46	53	65	SSW	4 BC		
7	80 60	65	77	SW	5 BC LTR		
8	61 6	66	74	SSW	7 0 P		
9	65 53	64	73	SW	5 BC P		
10	90 53	66	74	SSW	7 BC		
11	90 56	66	74	SW	6 BC		
12	76 63	68	74	SSW	5 CB		
13	80 54	64	76	SSW	3 B		
14	29 90 56	71	72	S	2 C		
15	90 59	63	74	W	4 BC		
16	30 09	61	66	SW	4 BC		
17	29 96	54	68	SSW	6 BC P 2LT		
18	5 60	69	72	S	6 0 P		
19	57 56	64	70	SSW	9 0 P 2		
20	65 59	64	71	SW	8 0		
21	80 56	63	74	SW	5 BC		
22	30 04	56	61	SSW	7 P		
23	95 57	63	73	SSW	5 0 P		
24	74 53	59	69	SSW	4 0		
25	70 57	64	71	SW	6 0		
26	68 55	62	66	S	6 0 R		
27	56 54	61	69	SW	6 BC P R		
28	65 50	56	68	N	0 R		
29	84 47	61	68	W SE	BC R		
30	70 54	61	63	NW	2 0 R		
31	24 54	55	64	SSW	8 R		
Mean					Fair R or P S		

1889 August	Barometer		Thermometer		Wind	Weather	Remarks	D's Age
	9 am.	Min.	9 am.	Max.				
1	29	90	54	61	70 WNW	5 BC		
2	30	80	53	68	73 S	2 B		
3	30	80	60	71	80 S	3 B		
4	30	12	61	64	71 NW	4 C		
5	30	23	50	62	74 NW	5 B		
6	30	12	52	62	74 NW	4 B		
7	29	80	59	65	69 SSW	5 O R		
8	29	90	52	62	72 WNW	6 BC		
9	30	85	52	62	71 WSW	5 BC		
10	30	85	57	63	70 WNW	7 CB		
11	29	92	56	62	71 W	6 CB P		
12	30	18	59	50	69 WNW	5 BC P		
13	29	88	57	58	69 WNW	5 BC		
14	29	90	55	63	70 SW	5 BC		
15	29	60	56	62	65 SSE	3 OGP		
16	29	62	54	71	S	BC R		
17	29	60	55	59	72 SSE	5 O R		
18	29	92	51	61	71 S	3 BC R	Higher clouds fast from S West	
19	29	82	54	60	66 NW	6 CB R		
20	29	95	46	52	65 NW	4 O P		
21	30	10	41	65	65 N	3 BC		
22	—	10	44	55	68 NW	3 B ₂		
23	30	15	59	65	73 SE W ^m	3 O ^m BC ^m High Clouds W		
24	30	00	55	65	71 SW	3 O ^m BC		
25	29.95	58	63	—	W	5 BC		
26								
27								
28								
29								
30								
31								
Mean						Fair R or P S		


1839 Sept.	Barometer 9 am.	Thermometer		Wind	Weather	Remarks	D's Age
		Min.	9 am. Max.				
1	29.70	47	69	W 3	B		
2							
3							
4							
5							
6							
7							
8							
9							
10							
11							
12							
13							
14							
15							
16							
17							
18							
19							
20							
21							
22							
23							
24							
25							
26							
27							
28							
29							
30							
31							
Mean					Fair B or P S		

1839 October	Barometer 9 am.	Thermometer		Wind	Weather	Remarks	D's Age
		Mid ⁿ	9 am. Max ⁿ				
1							
2							
3							
4							
5							
6							
7							
8							
9							
10							
11							
12							
13							
14							
15							
16							
17							
18							
19							
20							
21							
22							
23							
24							
25							
26							
27							
28							
29							
30							
31							
Mean					<div> <div>Fair</div> <div>Rel. P.</div> <div>S.</div> </div>		

1839 <i>November</i>	Barometer 9 am.	Thermometer			Wind	Weather	Remarks	D's Age
		Min ^m	9 am.	Max ^m				
1								
2								
3								
4								
5								
6								
7								
8								
9								
10								
11								
12								
13								
14								
15								
16								
17								
18								
19								
20								
21								
22								
23								
24								
25								
26								
27								
28								
29								
30								
31								
Mean						<div> <div>Fair</div> <div>Reg P.</div> <div>S.</div> </div>		

1839 December	Barometer 9 am.	Thermometer		Wind	Weather	Remarks	D's Age
		Min ^m	9 am. Max ^m				
1							
2							
3							
4							
5							
6							
7							
8							
9							
10							
11							
12							
13							
14							
15							
16							
17							
18							
19							
20							
21							
22							
23							
24							
25							
26							
27							
28							
29							
30							
31							
Mean					<div> <div>Fair</div> <div>Re. or P.</div> <div>S.</div> </div>		

1840 January	Barometer			Thermometer			Wind	Weather	Remarks	D's Age
	9 am.	Min.	Max.	9 am.	Max.					
1	29.70	47	52			SW	3	O		
2	64	45	48	54		SW	3	B.C. P		
3	91	38	42	49		SW	5	C		
4	91	39	39	36		ESE	6	R. R		
5	80	35	35	37		E	4	B.C		
6	93	27	33	34		NNE	4	BC		
7	30.20	27	29	30		E	1	B.F		
8	—	05	10	24	32	E	1	B.F		
9	—	12	23	34	39	O	0	70. 743		
10	35	33	34	37		O	0	70. 743		
11	44	23	27	39		SE	2	70. 743		
12	24	27	30	39		SE	5	743		
13	10	29	35	40		SE	1	B.F		
14	29.90	35	42	43		SW	3	O	General Thaw	
15	30.00	41	45	48		S	5	O.F		
16	29.64	39	40	45		SW	5	B.F		

1840 February	Barometer			Thermometer			Wind	Weather	Remarks	D's Age
	9 am.	Min.	Max.	9 am.	Max.					
17	44	38	41	44		SW	7	O		
18	90	30	35	50		NW	4	O		
19	35	47	53	45		SW	8	R		
20	54	38	43	54		W	6.9	R		
21	25	43	51	57		W	9.7	P.g.h		
22	60	41	48	52		SW	8.4	P.g.h		
23	71	38	43	53		SW	4	P.		
24	28	48	52	41		SE	19.	P.g.h		
25	23	37	40			SW	7.	B.C		
26	28.85	52	54	54		SW	9	P		
27	29.40	33	38	45		W	4	B.C		
28	38	35	41	52		SSE	7.9	R.R		
29	38	44	45	49		W	7.8	B.C		
30	82	32	34	45		SE	0	F		
31	47	39	43	49		S	0	SE		
Mean										

1840 767	Barometer 9 am.	Thermometer		Wind	Weather	Remarks	D's Age
		Min ^m	9 am. Max ^m				
1	29.25	40	44	48	SS E	6.0 O	
2	29.22	38	44	48	SW	8.5 13 C	
3	29.10	40	44	48	SW	8 R	
4	29.60	38	45	48	SS E	8 12 O	
5	29.00	41	42	48	W	6 R	
6	29.73	36	41	48	W. W.	6 12 O	
7	29.53	40	47	48	SW	5 P	
8	29.40	37	43	47	W	5 13 C	
9	29.64	32	37	45	SW	4 13 C	
10	29.57	43	49	47	10	8 R 13 C	Victoria & Albert named
11	29.85	30	44	51	SW	4 13 C	
12	29.70	45	49		8	7 13 C	
13	29.76	39	43		5	2 13 C M	
14	29.87	33	35	42		0 0 F	
15	29.75	30	39	49	W. W.	5 13 C	
16	29.71	39	48	54	SW	3 O	


17	29.90	46	48	50	N E	1 O F	
18	30.14	33	39	42	E	6 13 C	
19	30.20	34	35	36	SE	4 0 13 C	
20	30.35	32	33	33	E	6 0	
21	30.35	30	31	33	E	6 0	
22	30.23	30	32	33	E	6 0	
23	30.15	24	32	35	SE E	6 13 C	
24	30.30	26	32	37	SE E	6.7 13 C	
25	30.50	30	36	41	8	6.7 13 C M	
26	30.50	30	35	36	E	5 0 M	
27	30.41	32	35	36	SE E	6 13 C	
28	30.25	33	35	40	SE E	5 0	
29	30.28	33	36	40	E	7 13 C	
30							
31							
Mean							



Fair
R. or L.
S.

1840	Mand	Barometer			Thermometer		Wind	Weather	Remarks	D's Age
		9	am.		Min ^m	9 am.				
1	♂	30.81	29	34	37		ESE	8	BC	
2	♀	36	28	36	42		ESE	6	BC	
3	♂	30	33	39	45		NE	6	BC	
4	♀	30	29	35	38		NE	6.7	CB	
5	♀	33	30	37	43		ESE	5	BCM.	
6	♀	37	29	37	43		SE	4	0.7 BC	
7	♀	47	30	36	47		ESE	4	BC	
8	♂	56	30	39	45		E	3	Bm	
9	♂	56	27	36	45		E	4	BCM.	
10	♂	35	32	42	45		SE	5	Bm	
11	♀	26	42	44	45		N	6	C	
12	♀	20	39	46	50		NNW	5	0 BC	
13	♀	05	38	46			NW	4	0 BC	
14	♀	02	38	47			NW	4	0	
15	♂									
16	♂									


Brighton

17	♂	30.20	39				ESE	5	BC	
18	♀	14	36	43			N	5.0		
19	♀	10	39	41	53		NE	6.7	0	
20	♀	21	35	43	52		NE	5	0	
21	♀	34	30	37	50		NW	6	BC	
22	♂	23	28	44	48		NW	5	BC ps	
23	♂	29.96	36	40	50		NW	6	C. S.	
24	♂	30.10	32	34	51		N	6	BC ps	
25	♀	32.24	30	38	48		NNE	6	BC. B	
26	♀	20	28	37	44		ESE	5	0- R	
27	♀	10	30	38	43		ESE	6	0 ^p BC	
28	♀	11	35	41	44		NE	5	0 BC	
29	♂	29.74	38	42	53		S	4	0	
30	♂	04	36	45	54		SW	3	BC	
31	♂	04	44	48	45		SW	5	0	
Mean										


Fair
R. or P.
S.


1844 April	Barometer 9 am.	Thermometer		Wind	Weather	Remarks	D's Age
		Min ^m	Max ^m				
1	29.60	43	45	SW	R.		
2	.63	42	46	SE	B.M.		
3	.91	40	43	ESE	C		
4	.93	32	42	SE	BC		
5	.95	36	47	SE	BC		
6	.80	40	49	SESW	BC		
7	.50	36	45	ENE	BCP		
8	.91	37	43	N	BCP		
9	30.18	32	43	N	BC		
10	30	34	45	NE	Bcm		
11	.15	32		calm	Bm	Co. in Low - C. 9 1/2 Bars with H.	
12							
13							
14	29.76	3	52	SE	B	Bar. 7 1/2 fms	
15	29.85	42	55	SE-W	BCm		
16	30.00	47	67	E	BC		
17	30.11	38	51	NE	BC		
18	29.97	36	48	NE	BC		
19	.85	38	45	E	5 O. B		
20	.84	38	54	S	1 B.M.		
21	.94	44	53	SW	2 BC		
22	30.09	40	61	SW	3 C		
23	.40	40	60	SW	5 BC		
24	.15	49	59	SW	5 BC		
25	.08	48	62	SE	3 BC		
26	.17	49	60	SE	2 BC		
27	.25	49	64	E	2 BC		
28	.18	46	60	SE	2 BC		
29	.18	50	66	SE	2 B.M.		
30	20	49	62	NE	2 B.		
31	.36	52	65	SW	1.6 BC		
Mean					3 BC		



1840 May	Barometer 9 am.	Thermometer		Wind	Weather	Remarks	D's Age
		Alia ^m	9 am. Mar ^m				
1	30.22	48	72	ESE	5	0	
2		47	71	SE	2.7	BC	
3	.03	42	67	E.	6.7	BC	
4	.05	46	68	E.	8.4	B	
5	29.86	43	63	E	3	C. BC.	
6	.81	48	64	E	6	BC	
7	.70	49	65	ESE. SW 3	3	By BC	
8	.65	53	61	SE	3	E. BC	
9	.50	53	65	SW	4	R-BC	
10	.31	53	66	S	4	P	
11	.40	51	61	SW	3	O. P	
12	.51	57	66	SE	2	0	
13	29.60	48	55	SE	4	B	
14	.60	52	62	SW	5	RBC	
15	.36	52	60	SW	5	R. SW	
16	.34	50	59	SW	8	BC. P. H	
17	.32	46	60	SW	7	C	
18	.51	48	63	SW	6	BC. P	
19	.92	46	48	W	7	0	
20	.92	38	53	SW	7	BC-28	
21	30.08	40	46	SW	7	BC	
22	.20	43	49	SW	6	BC	
23	.23	42	62	SW	4	BC	
24	.06	52	62	W	3	0	
25	29.83	56	59	SW	9	P	
26	.76	47	55	SSW	5	3	
27	.90	41	57	SW	3	BC	
28	.84	47	62	SSW	3.6	BC	
29	.95	53	61	W	4	OC	
30	30.24	40	61	SW	4	CB	
31	.26	52	65	SW	4	BC	
Mean					Four Revol. 8		

1840 June	Barometer 9 am.	Thermometer			Wind	Weather	Remarks	D's Age
		Min ^m	9 am.	Max ^m				
1	30.08	52	68	77	SW?	6 BC		
2	29.74	62	60	77	NW	5 NLS		
3	29.77	55	57	60	NW	5 BCG		
4	30.00	44	53	66	SW?	3 0		
5	29.92	53	55	68	WSW	4 0		
6	28.51	51	63	72	WSE	6 20		
7	29.00	55	66	72	W	5 BC		
8	29.77	47	66	71	SW	5 B.C.H.		
9	29.60	72	73		SSW	3 C		
10	28.57	66	71		SSW	4 CB		
11	29.52	64	74		SW	5 CB		
12	28.61	66	72		SW	0		
13	28.59	65	75		W	6 CB		
14	29.52	65	74		WSW	5 BC		
15	29.51	74			SW	3 B.C.H.		
16	28.50	68	75		SW	6 BC		


17	29.57	64	72		W	7 BCG		
18	29.53	58	69		W	8 BCG		
19	28.53	60			SSW	6 09		
20	30.00	47	59	71	W	6 BC		
21	29.56	69	72		SW	57 BC		
22	29.00	59	62	71	SW	5 C.B.G.		
23	29.55	60	67		SW	6 CB		
24	29.52	55	66		NW	5 BC		
25	29.49	50	65		SW	5 BC		
26	30.03	50	60	68	NW	5 CB		
27	28.55	64			W	5 BC		
28								
29								
30	29.90	56	67	71	SSW	5.7 C.B.P.		
31								
Mean						$\left\{ \begin{array}{l} \text{Fair} \\ \text{Bar.P.} \\ \text{S.} \end{array} \right.$		


1840 July	Barometer 9 am.	Thermometer		Wind	Weather	Remarks	D's Age
		Min ^m	9 am. Max ^m				
1	29.87	49	63	SW	5-8 B.C.-P		
2	29.70	57	58	SW	7 B.		
3	29.44	55	55	SW	16-8 P		
4	29.75	50	60	NW	6-8 B.C.		
5	29.79	57	62	W	6-7 C.B.		
6	29.70	51	61	SW	7-8 C.B.		
7	29.51	48	58	WNW	7 B.C.P		
8	29.71	62	60	W	7 B.C.		
9	29.71	49	58	SW	7-5 C.P.		
10	29.90	49	58	W	5 C.P.		
11	29.90	52	59	NW	5 C.B.		
12		46					
13							
14	30.15	50	73	N	5 B.C.		
15	29.21	56	66	SW	4 B.		
16	29.20	52	67	SW	5 B.C.		
17	29.88	50	62	WNW	4 B.C.		
18	29.73	53	64	WSW	3 C.P.		
19	29.66	53	63	SW	3-7 C.-B.		
20	29.49	51	62	SW	7-8 C.P.		
21	29.53	52	61	W	6 B.C.-P		
22	29.70	50	57	WSW	4 B.C.		
23	29.90	51	57	WSW	5 B.C.P		
24	29.90	53	66	SW	6 C.B.		
25	29.74	57	58	SW	6 D.		
26	29.63	54	62	SW	3		
27	29.86	53	66				
28	29.94	53	62	SW	3 O		
29	30.09	50	60	SW	5 B.C.		
30	30.00	50	66	SW	5 O		
31	30.08	56	62	SW	5 B.C.		
Mean					Fair RorP. S.		
Vol							

Bar. from 12 to 5 P.M.

5. P.M.

1840 August	Barometer 9 am.	Thermometer		Wind	Weather	Remarks	D's Age
		Min ^m	Max ^m				
1	29.14	50	62 1/2	North 4	1	BC	
2	—	57	60	W	4	BC	
3	—	61	70	W	1	B	
4	—	60	67	NW	1	BCM	
5	—	56	69	ENE	6	BC	
6	—	56	71	ENE	6	BC	
7	29.90	63	67	E	5	BC	
8	30.03	57	66	ENE	7	BC	
9	—	51	62	E	5	BC	
10	30.00	61	70	ESW	2	BCM	
11	29.56	61	62	SW	4	QD.	
12	—	60	65	WSW	5-7	Q 2a.	
13	—	52	64	SW	5	C2	
14	—	54	62	W	5	C2	
15	—	51	62	WNW	6	BC	
16	—	52	65	WNW	5	BC	

17	29.21	55	59	SW	9	R	
18	—	50	60	WNW	7	O	
19	—	52	60	W	1	R	
20	—	53	60	W	4	BC	
21	—	60	69	W	3	BCM	
22	—	65	64	SW	4	O	
23	—	55	65	W	5	BC	
24	—	54	63	SW	4	B	
25	—	51	65	W	2-7	BC-6	
26	—	62	67	W	5	O	
27	30.00	55	61	SW	4	O-9	
28	29.91	59	64	W	3	O	
29	30.05	60	65	SW	2	0.5	
30	29.96	57	68	SE	3	BM	
31	30.04	58	66	SE	7	C	
Mean						Fair B. or P. S.	


28340 September	Barometer 9 am.	Thermometer		Wind	Weather	Remarks	J's Age
		Min	Max				
1	29.90	58	69	E 6 S	B		
2	.71	69	72	S 4 W - W	6 B C	Very heavy shower at 4 P.M.	
3	.50	57	55	N.	2 C	Rain till 8 A.M.	
4	.71	47	50	S W	7.2 C - D		
5	.91	50	57		0 B M		
6	30.15	46	55	W	2 B M		
7	30.0	56	64	W	3 C - P		
8	.806	40	50	S W	3 B		
9	29.93	54	60	S W	6 0	Rained a little in the afternoon	
10	.89	61	57	W S W	5 D - C - B.	Little rain or very wet dew in night.	
11	.90	48	57	W	5 B - C.	7 till 8 o'clock	
12	.91	42	50	W N W	6 B	Fine	
13	.80	41	51	N W	2 B C		
14	.41	41	51	S W	1 O - R		
15	.26	45	47	N W	3 B C	Very heavy shower at 4 P.M. - (Shingling) Drapped, and fields just mowed along from 5 W.	
16	20.05	44	50	W - W N	4 B C - P.		
17	.94	43	50	W N W	4 B - M		
18	29.80	37	50	N	5 B	Small rain for 2 or 3 hours in the evening	
19	.79	40	49	N	9 B C	D.	
20	.94	39	40	W N	4 B M		
21	.92	41	51	W N W	4 B - C - R		
22	.44	50	50	S W	5 R	clear up at 5 P.M.	
23	.35	41	49	W	6 C - C - P	Rain till 7 A.M.	
24	.43	47	57	S	3 W - P	a little rain last night	
25	.70	48	47	N	5 D - C		
26	.93	40	52	W	4 B C - O P		
27	.91	45	53	W S	5 B C M	Rain last night	
28	.69	49	55	S W	6 O - R	D.	
29	.55	40	51	W	6 B C M		
30	.90	43	51	N W	6 B C - G		
31	Mean	45.22	52.22		0 B C		
Mean							
	Barometer	Thermometer	Wind	Weather			

1840 October		Barometer 9 am.	Thermometer		Wind	Weather	Remarks	J's Age
			Min ^c	9 am.				
1	4	29.91	52	53	W. by N	3 O ^r		
2		30.05	40	53	NW	3	mg-c	
3		.08	42	45	NE	6	B-0	
4	0	29.96	36	53	NE	6	C	
5		.90	44	50	NNE	5	E. gm-p	
6		30.01	30	44	N	2	B. m	
7	8	29.00	34	41	NNE(?)	1	F. - B. m	
8		30.13	32	39	NW	1	F. - B	
9		.19	35	41	-	0	F. -	
10	2	.17	38	42	-	0	F. - B. m	
11	0	.26	43	49	NE	2	F. - B	
12	2	.40	42	50	E	5	B.	
13	1	48	38	42	E ⁿ	10	70-B. m	
14	3	.27	36	38	W. s	1	73	
15	4	.18	38	42	SW	3	B. F	
16	2	29.87	41	47	S-W	3	B. C. M. D.	

Shower at 2 P. m.

1840 October		Barometer 9 am.	Min ^c	9 am.	Thermometer	Wind	Weather	Remarks	J's Age
17	2	29.70	48	54	55	NNE	5	0	
18	0	.90	49	54	54	W.	4	0. M. R.	
19		.02	48	53	54	WNW	6.9	0.	
20		30.01	42	46	51	SWW	7	B. c	
21	8	.03	36	43	53	SWW	6	B. c	
22	+	29.85	45	48	53	SW	5	Dr.	
23		29.00	39	42	53	SW	4	B. C. R	
24		.51	40	43	51	SW	6	B. c	
25	0	.70	35	39	46	N.	5	B. R	
26	2	.00	31	36		N.	4	0	
27	5	.14	39	48	07	SW	5	N	
28	8	.10	38	41	48	SSW	4	N. B. C. - 0	
29	4	.25	42	45	49	SE	5	0. F	
30	0	.40	37	47	52	SE	6	B. C.	
31	2	.50	41	45	51	SE	6	0	
Mean			49	47					



1840 November	Barometer 9 am.	Thermometer		Wind	Weather	Remarks	J's Age
		Min.	9 am. Max.				
1	29.54	42	46	SE	5-07.9 R		
2	.42	49	47	SW	0 13 C		
3	.42	46	50	SE	5 0		
4	.34	47	49	SE-SW	4-7 0		
5	.17	47	51	NE	8 1 R		
6	.01	43	47	SE	0 14		
7	.00	46	47	S	6 13 C		
8	.30	40	47	SW	4-7 13 C		
9	.00	43	45	SW	7 13 C		
10	.07	40	43	SW	10-7 13 C		
11	.25	39	43	SW	4 C R		
12	.41	38	40	S	3 BC B. C		
13	28.75	42	50	S. SW	5-9 BC. R		
14	.27	43	45	SW	7 BC		
15	29.43	34	39	W	1 B. m		
16	.05	36	57	SW	8-8 R BC		
17	.48	44	49	SW	4-9 C. R		
18	.71	40	41	W. E	1-2 C. R		
19	.68	35	41	NNE	6 R		
20	30.00	32	34	N	3 BC		
21	29.61	41	42	S. W. N.	8 R		
22	.72	37	40	N.	6 BC		
23	.97	33	35	NE	5 07		
24	30.00	39	44	N	1 BC m		
25	.30	37	40	N	1 08		
26	.30	32	33	E	1 08		
27	.32	30	32	E	1 08		
28	.28	29	32	SE	0 1 7		
29	.22	28	33	E	1 7		
30	.05	36	44	SE	4 B. m		
Mean					Fair R or P S.		

at noon NW 9.8 + 6c

1840 December		Barometer		Thermometer		Wind	Weather	Remarks	D's Age
		9 am.		Min.	9 am. Max.				
1	♂	29.88	47	52	54	SW.	1 O		
2		30.08	43	45	51	NW	3 O BC.		
3		41	33	36	37	NNW	5 BC.		
4		38	29	32	41	E	2 147		
5		27	22	39	43	E ¹	1 O 78		
6	0	10	39	41	48	E ¹	1 O 78		
7		29.81	34	40	44	S.	4 O 78		
8	♂	20	33	40	41	SE ¹	7 29		
9		62	33	34	43	NE	13 BC.		
10		87	34	40	42	NE	4 O 78		
11		07	34	37	38	ESE	9 O 78		
12		30.00	35	37	38	ESE	5 Om		
13	0	18	32	32	32	E	5 O		
14		18	24	26	26	ENE	5 Bm		
15	♂	18	25	28	28	E	5 S 11		
16	♀	08	22	28	33	E	5 S		
17	♀	29.73	20	31	28	NZ	4 S 9		
18	♀	60	20	28	32	SE	5 O. BC.		
19	♀	80	27	32	35	SE	5 O		
20	0	95	31	34	36	ENE	6 O		
21		30.18	33	35	35	NE	7 O		
22	♂	23	32	32	35	ENE	18 O BC.		
23		18	25	26	34		BC		
24	4	02	24	30	36	ESE	5 BC 7		
25	♀	21	25	29	31	ESE	4 BC 7		
26		44	25	28	33	ESE	3 O 7		
27		57	28	33	36	ESE	3 O 7		
28		38	30	32	32	E	2 O 7		
29	♂	18	24	27	36	ESE	3 O 7		
30		31	26	27	34	ESE	1 147		
31		29.85	42	44	44	NNW	3 147		
Mean									




Four
Rope
S.

1841 January		Barometer		Thermometer		Wind	Weather	Remarks	D's Age
		9 am.	Min.	9 am.	Max.				
1	♀	29.90	35	41	41	SE	R Bcm		
2		97	36	37	39	W	Bcm		
3	☉	28.80	35	36	40	WNW	BC	at 7 heavy squall t.l.h.s	
4		28.95	27	30			BC		
5		29.22	27	33		SE	FS		
6		44	27	27		W	Bcm		
7		60	10	19		☉	BF		
8	♀	80	16	16		☉	7		
9		60	19	23		SW	BF		
10	☉	21	24	33		☉	Ofg BC		
11		28.85	32	34		☉	Ofg BC		
12		29.31	32	36		SW	2		
13		48	31	31		SE	7		
14		32	30	31		SE	BF		
15	♀	48	29	35		NE	BC		
16		49	33	38		NE	BF		

		Barometer		Thermometer		Wind	Weather	Remarks	D's Age
		9 am.	Min.	9 am.	Max.				
17	☉	52	38	52		NNE	BC		
18		54	45	47		SW	OGM		
19		70	39	35		NE	BC		
20		95	30	33		E	BC		
21	♀	30.30	25	30		E	BC		
22	♀	28	29	32		☉	BC		
23	♀	29	30	37		NW	BC		
24	☉	29.78	32	39		W	0		
25	☉	30.25	28	39		W	BC		
26	♂	29.95	40	43	50	SW	BC		
27	♀	95	43	49	53	W	BC		
28	♀	30.21	32	38	45	W	BC		
29	♀	11	32	38	45	N	BC		
30	♀	19	39	40	47	W	BC		
31	☉	14	39	41	44	☉	BC		
Mean									

From 9 AM rapidly fell - a
little snow at 11 and sharp
froze at noon



1841 February	Barometer 9 am.	Thermometer		Wind	Weather	Remarks	D's Age
		Min.	9 am. Max.				
1	30.26	28	30	SE	6	09 ^s	
2	.02	23	28	ENE	6	09 ^s	
3	29.93	19	22	E	6	10 ^s	
4	.72	18	25	E	7	0	
5	.61	22	26	NE	17	BC	
6	.61	25	26	NE	18	0	
7	.53	23	24	E	8	09	
8	.42	23	24	ESE	8.5	109 ^s	
9	.55	22	27	ENE	6	109 ^s	
10	.93	27	28	SE	5	09	
11	.80	30	30	SE	4	09	
12	.62	38	42	SW	0.5	09 BC	not fog
13	.62	42	45	S	6	D	
14	.14	45	47	SE	5	0	
15	.24	42	45	S	4	0m	
16	.03	44	46	SE	5	0	
17	.15	39	41	NE	4	BC	
18	.63	38	43	SE	5	BC	
19	.63	43	47	S	4	BC	
20	.72	37	47	SW	6	BC	
21	.30	44	45	SW	1	BC	
22	.28	37	42	N	0	09	
23	.25	38	39	N	3	0.	
24	.21	32	34	NNE	4	0R	
25	.25	33	39	NE	7	0R	
26	29.82	38	44	NW	6	0R	
27	.72	35	40	NNW	7	0R	
28	.81	31	40	NNW	5	B	
29							
30							
31							
Mean						Fair R or P S	

1841 March	Barometer 9 am.	Thermometer		Wind	Weather	Remarks	Days Ago
		Mine	9 am.				
1	29.52	36	40	53	NNW 5	C.B.	
2	31.56	31	38	47	N 4	1.7 0 R.B. R	
3	31	37	45	50	NNW 4	Bc R	
4	31	31	39	47	N 1	Bc	
5	30	36	45	50	NNW 4.8	Bc R.R.	
6	30.72	36	46	53	NNW 4	Bc	
7	30.01	45	54	62	NNW 3	Bc	
8	28	48	52	63	N 3	B	
9	35	42	48	50	N 2	Bc M	
10	40	40	49	60	N 2	Bc M	
11	40	37	43	59	SE 1	W. fog	
12	31	39	42	60	0	R.B.	
13	30	40	48	57	N 3	Bc	
14	27	37	41	57	N 1	0. Bc	
15	12	37	47	62	N 1	Bc	
16	29.92	40	40	63	0	0 R	

Clearing days

17	29.61	47	51	SW	4	D	
18							
19							
20							
21							
22							
23							
24							
25							
26							
27							
28							
29							
30							
31							
Mean							



For
R. or P.
S.

