



Met Office

# Met Office 3-month Outlook

Period: July – September 2019 Issue date: 27.06.19

The forecast presented here is for July and the average of the July-August-September period for the United Kingdom as a whole. The forecast for July will be superseded by the long-range information on the public weather forecast web page ([www.metoffice.gov.uk/public/weather/forecast/#?tab=regionalForecast](http://www.metoffice.gov.uk/public/weather/forecast/#?tab=regionalForecast)), starting from 5 July 2019.

This forecast is based on information from observations, several numerical prediction systems and expert judgement.

## SUMMARY – PRECIPITATION:

For July, wetter-than-average conditions are marginally more likely. For July-August-September as a whole, the chances of above- and below-average precipitation are similar.

The probability that UK-average precipitation for July-August-September will fall into the driest of our five categories is around 20% and the probability that it will fall into the wettest of our five categories is between 15% and 20% (the 1981-2010 probability for each of these categories is 20%).

## CONTEXT:

Global drivers have somewhat less influence on UK weather patterns at this time of year than in the winter season. Therefore, predictability of precipitation amounts and distribution is lower. Currently, signals from long-range forecast systems suggest balanced chances of settled and unsettled conditions.

For July, there is a moderate increase in the likelihood of wetter-than-average conditions. This is consistent, to a degree, with the

tendency for higher rainfall in the last 10 years (see left-hand graph of figure P2). A notably dry July is less likely than usual, but again the shift in likelihood is moderate.

For July-August-September as a whole, the chances of above- and below-average rainfall do not deviate significantly from their usual probabilities (see right-hand graph of figure P2).

Fig P1

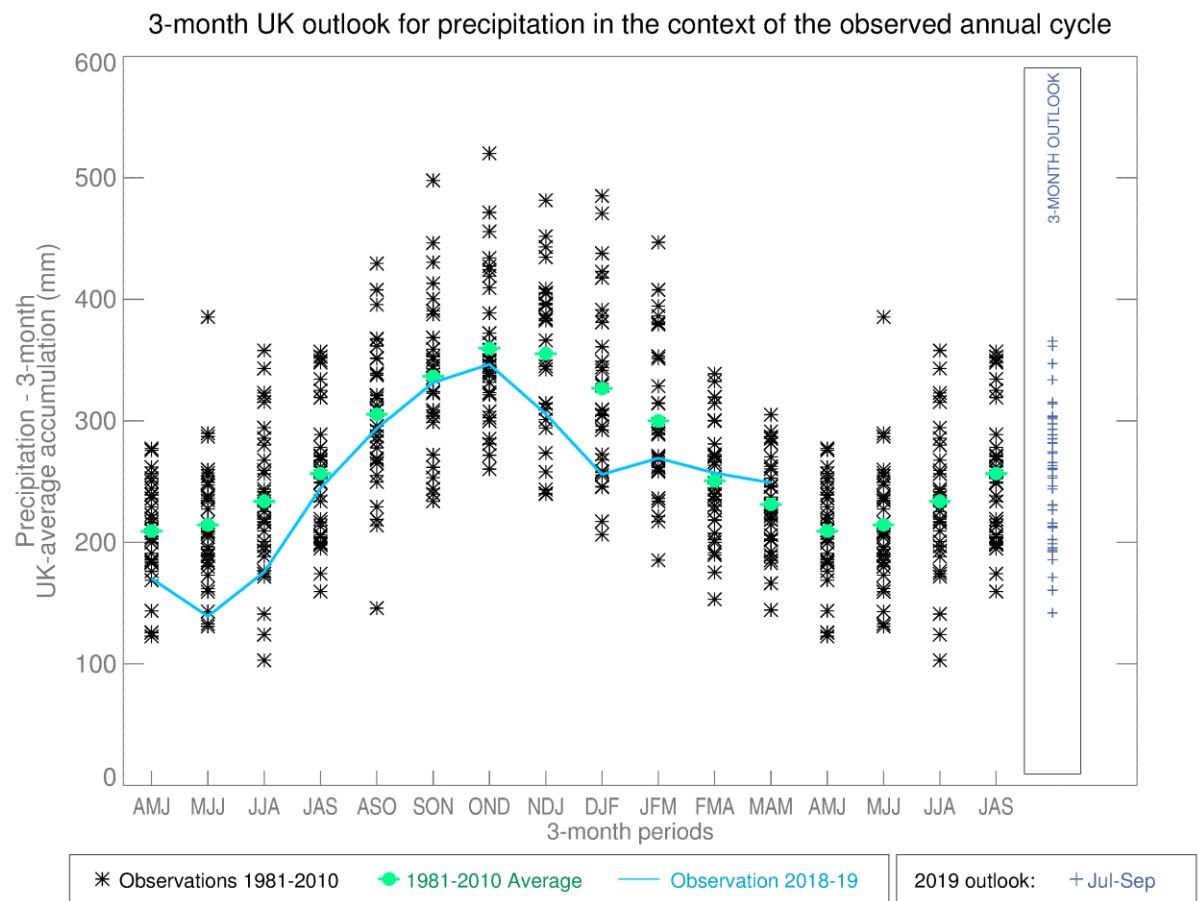


Fig P2

1-month and 3-month UK outlook for precipitation in the context of observed climatology

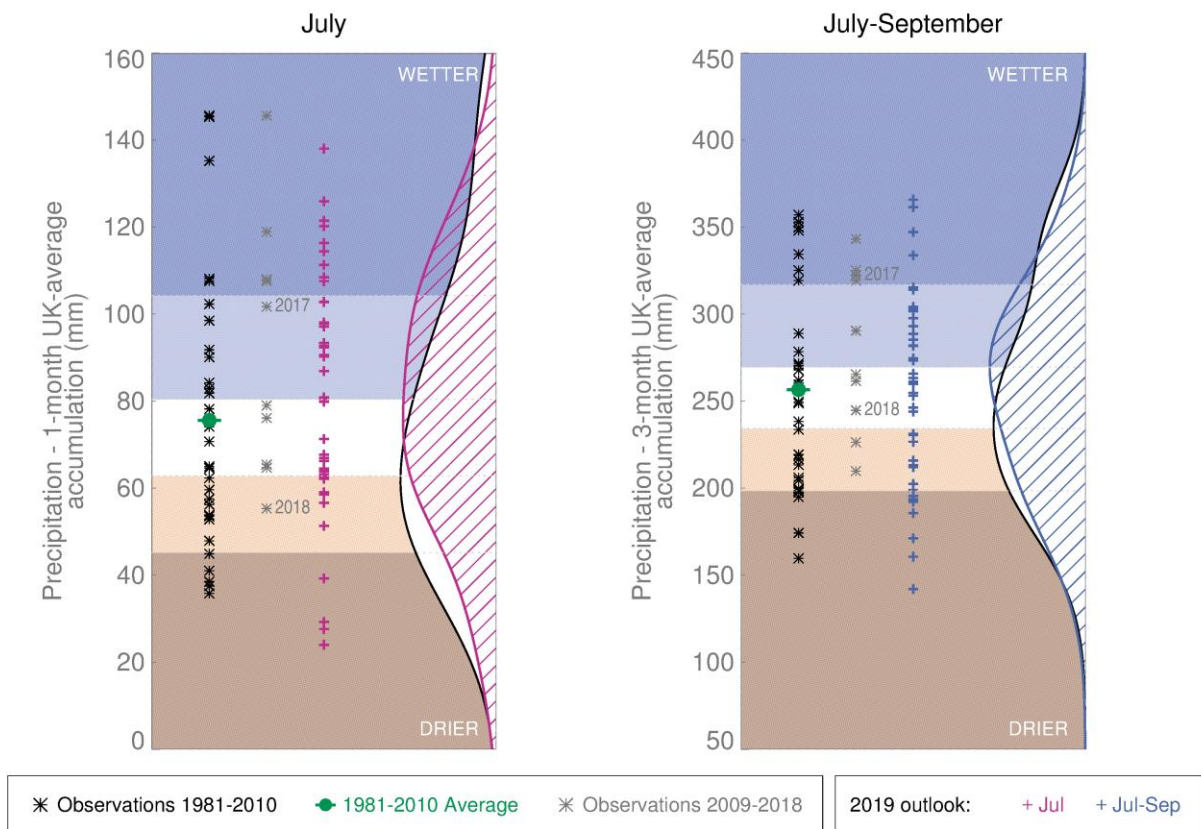
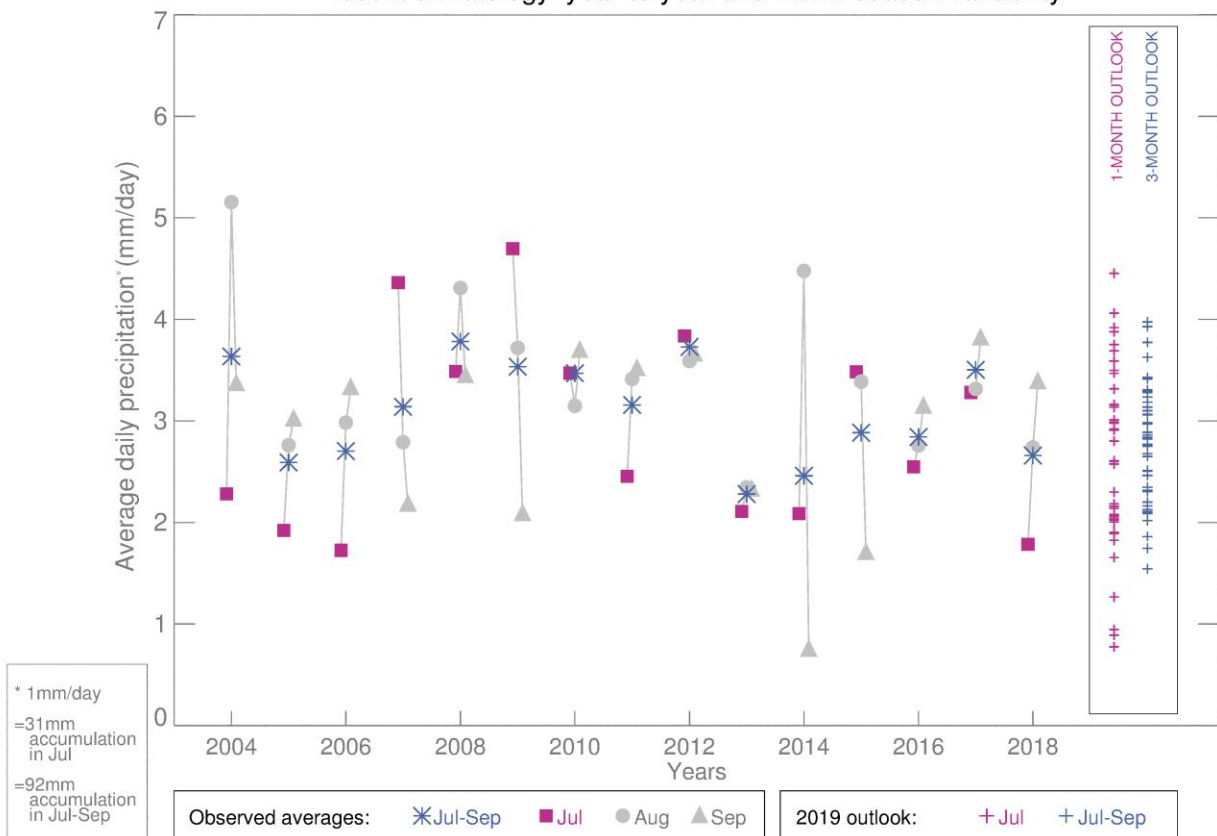


Fig P3

1-month and 3-month UK outlook for precipitation in the context of recent climatology: year-to-year and within-season variability



This Outlook provides an indication of possible temperature and rainfall conditions over the next 3 months. It is part of a suite of forecasts designed for contingency planners. The Outlook should not be used in isolation but should be used with shorter-range and more detailed (30-day, 15-day and 1-to-7-day) forecasts and warnings available to the contingency planning community from the Met Office.